

5. **Develop** curriculum and teaching strategies that challenge unjust social structures and allow all learners to learn and grow into citizens who will be actively involved in democracy.

Learning Outcomes

Student Learning Outcomes	Assessments
Simulate the teacher's role in curriculum planning.	Culturally Sustaining Pedagogies Lesson Plan and Assessments
Demonstrate how race, class, gender (dis)ability, and sexual orientation work to privilege some and deny opportunities to others.	Discussion Posts Paper #1: Theorizing Multicultural Education
Demonstrate an understanding of the key tenets of multicultural education.	Discussion Posts Paper #1: Theorizing Multicultural Education
Apply current methodological and curricular approaches in a hypothetical classroom.	Discussion Posts Culturally Sustaining Pedagogies Lesson Plan and Assessments
Select, develop, and incorporate appropriate cognitive and affective objectives for a multicultural society.	Discussion Posts Paper #2: Group Curriculum Analysis Culturally Sustaining Pedagogies Lesson Plan and Assessments
Design learning experiences and materials for the enrichment of quality multicultural education, including the effective use of technology.	Paper #2: Group Curriculum Analysis Culturally Sustaining Pedagogies Lesson Plan and Assessments
Design and create alternative assessments of student learning.	Culturally Sustaining Pedagogies Lesson Plan and Assessments

Required Texts

- Meier, D. & Knoester, M. (2017). *Beyond Testing: 7 Assessments of Students and Schools More Effective Than Standardized Tests*. New York, NY: Teachers College Press. ISBN: 978-808077-58.
- Pollack, M. (2008). *Everyday Anti-Racism: Getting Real about Race in School*. New York, NY: The New Press. ISBN: 978-1-59558-567-7.

Recommended Texts

- Mukhopadhyay, C., Henze, R. & Moses, Y. (Eds.). (2014). *How Real Is Race: A Sourcebook on Race, Culture, and Biology*, 2nd ed. Boulder, CO: Altamira Press.
- Meyer, E. and Carlson, D. (Eds.). (2014). *Gender and Sexualities in Education: A Reader*. New York, NY: Peter Lang Publishing.
- Paris, D. and Alim, S. (Eds.). (2017). *Culturally Sustaining Pedagogies: Teaching and Learning for Justice in a Changing World*. New York, NY: Teachers College Press.

Required Readings on BlackBoard

- Alim, H.S. & Paris, D. (2017). "What is culturally sustaining pedagogy and why does it matter?" In D. Paris & H.S. Alim (Eds.), *Culturally Sustaining Pedagogies* (pp. 1-24). New York, NY: Teachers College Press.
- Bryan, J. (2014). "Tomboys, sissies, and "That's So Gay": Exploring gender and sexuality diversity in early childhood and elementary education." In E.J. Meyer & D. Carlson (Eds.), *Gender and Sexualities in Education: A Reader* (pp. 240-256). New York, NY: Peter Lang Publishing.
- Bucholtz, M., Casillas, D.I., & Lee, J.S. (2017). "Language and culture as sustenance." In D. Paris & H.S. Alim (Eds.), *Culturally Sustaining Pedagogies* (pp. 43-61). New York, NY: Teachers College Press.
- Kumashiro, K. (2001). "'Posts' perspectives on anti-oppressive education in social studies, English, mathematics, and science classrooms." *Educational Researcher*, 30(3), 3-12.
- Ladson-Billings, G. (1995). "Toward a theory of culturally relevant pedagogy." *American Educational Research Journal*, 32(3), 465-491.
- Lee, C. (2017). "An ecological framework for enacting culturally sustaining pedagogy." In D. Paris & H.S. Alim (Eds.), *Culturally Sustaining Pedagogies* (pp. 261-274). New York, NY: Teachers College Press.
- McCarty, T.L. (2008). "Evaluating images of groups in your curriculum." In M. Pollack (Ed.), *Everyday Antiracism: Getting Real about Race in Schools*, pp. 180-185.
- *Supporting and Caring for Our Latinx LGBT Youth* (2012). Human Rights Campaign & League of United Latin American Citizens.
- Villegas, A. M., & Lucas, T. (2002). "Preparing culturally responsive teachers: Rethinking the curriculum." *Journal of Teacher Education*, 53(1), 20-32.

Being Successful in an Online Course






- ☆ Online learning is not a spectator sport. It is everyone's responsibility to participate as fully as they can so everyone can get the most from the experience.
- ☆ **Be respectful of other's ideas, opinions, and beliefs.** It's fine to disagree with someone, but please respect everyone's right to think differently. **Netiquette** should always be followed. Here is a guide - <https://www.utep.edu/extendeduniversity/cid/Files/docs/netiquette-guide-for-online-courses.pdf>
- ☆ *Ask questions:* If you don't know the answer, someone else will. The ASK-ME area of the discussion board is the forum for asking questions related to content OR any problems you are having. Make sure to clearly indicate the subject of your message. Reach out to others: Offer an idea, an article, a link or another item that can help others learn something. And ask me too!
- ☆ *Be appropriate:* The online classroom is not the place for insulting or insensitive comments, attacks, or venting. Inappropriate behavior will usually be subject to disciplinary action.
- ☆ *Be diplomatic:* When sending messages on emotionally charged topics, make sure you write the message and then walk away for at least an hour before re-reading the message and then sending it. Re-reading emotionally charged messages ensures that they are constructive instead of destructive. Think of the person on the other end.
- ☆ *Stay focused:* Stay on topic to increase the efficiency of your learning. Students often like to converse socially: To do this, you are strongly encouraged to go to Rosa's Cantina and socialize with your classmates online (this is not a graded area).
- ☆ For this course, you should plan to spend **3 hours of class time + 9 hours of study and prep time, which equals 12 hours per week.** There will be variation.

- ☆ Your initial posting should be as early in the week as possible (Monday-Tuesday), so that people will have time to read and respond to your contribution. Post additional messages throughout the week that are either new contributions or replies to someone else. Keep your messages concise. Your initial posts should be about two paragraphs, although longer messages may be needed, and that is fine. Keep in mind that people are more apt to read and digest shorter messages than long ones.
- ☆ Be an active group member, contributing substance and support to group work. The course has a collaborative learning component, in which each of you plays a role in a group activity. You must shoulder your fair share of responsibility.
- ☆ Excellent messages contribute to the understanding and application of ideas by doing one or more of the following:
 - a.) *Reflection about meaning*: Describe thoughtfully what something means or new insights it provides or raise a question as a seed for clarification or further discussion.
 - b.) *Analysis*: Discuss relevant themes, concepts, main ideas, components, or relationships among ideas. Or, identify hidden assumptions or stringencies in reasoning.
 - c.) *Elaboration*: Build on ideas of others or ideas found in the readings by adding details, examples, a different viewpoint, or other relevant information.
 - d.) *Application*: Provide examples of how principles or concepts can be applied to actual situations or discuss the implications of theory for practice.
 - e.) *Synthesis*: Integrate multiple views to provide a summary, a new perspective, or a creative refashioning of ideas.
 - f.) *Evaluation*: Assess the accuracy, reasonableness, or quality of ideas.
- ☆ Abide by Family Educational Rights and Privacy Act rules which find academic information is confidential and forbids disclosure of academic information without the participant's consent.
- ☆ Please note that you will receive more detailed comments for your discussion posts and the Paper #1 earlier in the course, if warranted. These comments and feedback should act as a guide to help you improve future work. If you continue to make the same mistakes over and over again, apparently my comments addressing the same issue have not been effective. As such, either you are not reading and using my comments to improve your work, or you need additional guidance on how to improve your work. If the latter is the case, please let me know by contacting me, so I can provide you further, individual assistance either through a Zoom meeting, phone or via email. Future work returned to you will have fewer comments and mostly consist of a score.

Class Policies

- ★ This course involves intensive reading, writing, and discussion. You have to dive right in. There's no time to wait. If you don't participate and turn in assignments within the first two weeks of the semester, you may be dropped from the course. It is your responsibility to drop the course.
- ★ Notify me as far in advance as possible of any time in which participation will not be possible during the course, for whatever reason. It is my intention you succeed in this course and I cannot help if you do not communicate with me.
- ★ As the instructor, I have the right to make changes in the syllabus, calendar, and/or course material as I determine is necessary. I will give you plenty of notice if/when that happens.

Course Assignments

-  **Discussions (3 possible points per week)** There will be discussions and responses required for 1 weeks of our 16-week course. Detailed directions and a grading rubric are available in Appendix 1.
-  **Paper #1: Theorizing Multicultural Education (10 possible)** Detailed directions and a grading rubric are available in Appendix 2. **DUE September 24 @midnight.**
-  **Paper #2: Group Curriculum Analysis (10 possible)** Detailed directions and a grading rubric are available in Appendix 3. **DUE November 12 @midnight.**
-  **Self- and Group-Evaluation (5 possible points)** Detailed directions are available in Appendix 4. **DUE November 12 @midnight.**
-  **Final Project: Culturally Sustaining Lesson Plan and Assessments (48 possible points)** Detailed directions and a grading rubric are available in Appendix 5. **DUE December 10 @midnight.**

Assignments	Due Dates @midnight	Points Available
Discussion Board Posts (Appendix 1)	Weekly	Up to 27 @9 x 3pts/ea
Paper #: Theorizing Multicultural Education (Appendix 2)	September 24	Up to 10
Paper #2: Group Curriculum Analysis (Appendix 3)	November 12	Up to 10
Self- and Group-Assessment (Appendix 4)	November 12	Up to 5
Culturally Sustaining Pedagogies Lesson Plan & Assessments (Appendix 5)	December 10	Up to 48
TOTAL		100

GRADING CRITERIA

The course will be assessed based on the following criteria:

A: 90 - 100, **B:** 80 - 89, **C:** 70 - 79, **D:** 60 - 69, **F:** <60

Help with Writing

Virtually everyone needs help with writing academic English, even the most proficient speakers and writers. The University Writing Center (UWC) – Library Building, Rm. 227, 747-5112 provides online consultations to all UTEP students at no cost. They also have walk-in services, if you are local. It is a terrific resource. If I suggest you attend the Writing Center, it's because I think you will benefit from it. It's not a punishment – it's intended to help you. Check the website for more information:

<http://uwc.utep.edu>

Academic Honesty

Everything you turn in for this course must be your own work. I want to know what *you* think, not how clever you are at getting around the rules. Use your brilliance in a productive way. Any act of academic dishonesty attempted by a UTEP student is unacceptable. Academic dishonesty is prohibited and is

considered a violation of the UTEP Handbook of Operating Procedures. It includes, but is not limited to, cheating, plagiarism, and collusion. Collusion is making plans with other people, in order to cheat. Violations will be taken seriously and will be referred to the Dean of Students Office for disciplinary action. Students may be suspended or expelled from UTEP for such actions. It's serious! Don't do it.

Different Abilities

If you have or believe you are differently abled, you may wish to self-identify it. You can do so by providing documentation to the Office of Disabled Student Services located in Union E, Room 203. Students who have been designated as disabled must reactivate their standing with the Office of Disabled Student Services on a yearly basis. Failure to report to this office will place a student on the inactive list and nullify benefits received. If you have a condition which may affect your ability to exit safely from the premises in an emergency or which may cause an emergency during class, you are encouraged to discuss this in confidence with the professor and/or director of Disabled Student Services. You may call (915) 747-5148 for general information about the Individuals with Disabilities Act (IDA).

Note: I know that entering the disability system requires money and some people who need these services cannot afford to be designated as such. If you think you might have a learning difference, but don't have the funds to obtain a diagnosis, email me about it. We can make individual arrangements.

Schedule

WEEK	READINGS	MULTIMEDIA	POSTS & ASSIGNMENTS	OTHER ACTIVITIES
What Is Diversity in Education?				
Week 1 8/28 – 9/3	<p>Read the syllabus. It's loooooong.</p> <p>Read "What Is Culturally Sustaining Pedagogy and Why Does It Matter? Alim & Paris, 24 pp.; on BB.</p> <div style="border: 1px solid black; padding: 5px; width: fit-content; margin-top: 10px;"> Pages to be read this week: 24 </div>	<p>Watch Brown v. the Board of Education https://www.youtube.com/watch?v=4F4edxloXCc 7:31 min</p> <p>Watch The Lemon Grove Incident https://www.youtube.com/watch?v=5g5g-e6M2No 11:24 min</p> <p>Watch Plyler v. Doe https://www.youtube.com/watch?v=rKKJ-GUG7m0 3:59</p> <div style="border: 1px solid black; padding: 5px; width: fit-content; margin-top: 10px;"> Minutes of video to be watched this week: 28.63 </div>	<p>Post about yourself in the Introductions tab.</p> <p>Post and Respond to Discussion #1 First Thoughts on Diversity in Educational Settings</p>	<p>Get your hands on our textbooks (<i>Everyday Anti-Racism: Getting Real about Race in School and Beyond Testing</i>).</p> <p>Take the APA test at: http://www.niu.edu/writingtutorial/style/quizzes/APA.htm.</p> <p>Take the test with the intent of internalizing APA style. Before leaving the quiz, do a screen shot of your score and post it under the APA style tab.</p> <div style="border: 1px solid black; padding: 5px; width: fit-content; margin-top: 10px;"> Your score is 93%. Questions answered correctly first time: 9/1 You have completed the exercise. </div> <p>Be sure to study the points you got as well as the points you missed.</p>
Theorizing Multicultural Education (MCE)				
Week 2 9/4-10	<p>Read "Towards a Theory of Culturally Relevant Pedagogy," Ladson-Billings, 26 pp.; on BB.</p> <p>Read "Preparing Culturally Responsive Teachers" Villegas & Lucas, 12 pp.; on BB.</p>	<p>Watch <i>The Village: Sonia Nieto on Culturally Responsive Teaching</i> https://www.youtube.com/watch?v=MC76X_WyqCk 29:49 min.</p> <p>Watch <i>A Girl Like Me</i> http://www.understandinggrace.org/lived/video/index.html</p>	<p>Post and Respond to Discussion #2 on Theorizing Multicultural Education.</p>	<p>Start working on Paper #1 due September 24</p>

WEEK	READINGS	MULTIMEDIA	POSTS & ASSIGNMENTS	OTHER ACTIVITIES
	<p>Read "Language and Culture as Sustenance," Bucholtz, Casillas & Lee, 18 pp.; on BB.</p> <p>Pages to be read this week: 56</p>	<p>7:08 min.</p> <p>Minutes of video to be watched this week: 36:57</p>		
<p>Week 3 9/11-17</p>	<p>Read "Posts" Perspectives on Anti-Oppressive Education in Social Studies, English, Math & Science Classrooms," Kumashiro, 9 pp.; on BB.</p> <p>Read "Socially Just, Culturally Sustaining Pedagogy for Diverse Immigrant Youth," Lee & Walsh, 16 pp.; on BB.</p> <p>Read "An Ecological Framework for Enacting Culturally Sustaining Pedagogy," Lee, 14 pp.; on BB.</p> <p>Pages to be read this week: 39</p>	<p>Watch <i>The Story of Race</i> http://www.understandingrace.org/history/timeline_movie.html 8:25 min.</p> <p>Watch Multiculturalism in the Modern World TEDX Jen Holladay https://www.youtube.com/watch?v=U5rKgDOs33U 14.49 min.</p> <p>Minutes of video to be watched this week: 22.74</p>	<p>Post and Respond to Discussion #3 on Continuing to Theorize Culturally Sustaining Pedagogies</p>	<p>September 13 is Census Day. If you drop the course on or before Census Day, you will receive a grade of W.</p> <p>None, unless you might drop the course. 😊</p>
We Are All the Same, But Our Lives Are Different				
<p>Week 4 9/18-24</p>	<p>Read <i>Everyday Anti-Racism</i> Parts I-V (pp. 1-73).</p> <p>Pages to be read this week: 73</p>	<p>Watch "Substitute Teacher," Key & Peele https://www.youtube.com/watch?v=Dd7FixvoKBw 3:01 min.</p> <p>Watch "Substitute Teacher Part II," Key & Peele</p>	<p>Post and respond to Discussion #4 We Are All the Same But Our Lives Are Different</p>	<p>DUE September 24 @midnight Paper #1: Theorizing Culturally Sustaining Pedagogies</p>

WEEK	READINGS	MULTIMEDIA	POSTS & ASSIGNMENTS	OTHER ACTIVITIES
		<p>https://www.youtube.com/watch?v=WLAq3JVJ6H0 3:42 min.</p> <p>Watch "Reality Pedagogy," Christopher Emdin, https://www.youtube.com/watch?v=2Y9tVf_8fqo 16:27 min</p> <div data-bbox="586 638 867 758" style="border: 1px solid black; padding: 5px; width: fit-content;"> Minutes of video to be watched this week: 22:70 </div>		
How Opportunities Are Provided and Denied Inside Schools				
<p>Week 5</p> <p>9/25 – 10/1</p>	<p>Read <i>Everyday Anti-Racism</i> Parts VI-X (pp. 77-137).</p> <p>Post and respond to Discussion #5 on Opportunities Provided, Opportunities Denied</p> <div data-bbox="240 1220 521 1297" style="border: 1px solid black; padding: 5px; width: fit-content;"> Pages to be read this week: 60 </div>	<p>Watch "Stereotype Vulnerability," Claude Steele https://www.youtube.com/watch?v=hP0Un0V4YQM 39:34 min</p> <div data-bbox="586 1142 867 1262" style="border: 1px solid black; padding: 5px; width: fit-content;"> Minutes of video to be watched this week: 39:34 </div>	<p>Post and Respond to Discussion #5 on How Opportunities Are Provided and Denied Inside Schools.</p>	
Curriculum that Asks Crucial Questions about Race				
<p>Week 6</p> <p>10/2-8</p>	<p>Read <i>Everyday Anti-Racism</i> Parts XI-XIV (pp. 141-208)</p> <div data-bbox="240 1591 521 1669" style="border: 1px solid black; padding: 5px; width: fit-content;"> Pages to be read this week: 67 </div>	<p>Watch <i>Culturally Relevant Pedagogy in Mathematics</i> https://www.youtube.com/watch?v=EjLOuUHN6xY 14:31 min.</p> <div data-bbox="586 1745 867 1864" style="border: 1px solid black; padding: 5px; width: fit-content;"> Minutes of video to be watched this week: 14:31 </div>	<p>Post and Respond to Discussion #6 on Curriculum that Asks Crucial Questions about Race.</p>	<p>Start meeting to work on Paper #2: Group Curriculum Analysis</p>

WEEK	READINGS	MULTIMEDIA	POSTS & ASSIGNMENTS	OTHER ACTIVITIES
Race and the School Experience: The Need for Inquiry				
<p>Week 7</p> <p>10/9-15</p>	<p>Read <i>Everyday Anti-Racism</i> Parts XV-XVIII (pp. 211-290).</p> <p>Read Do You Hear What I Hear? Raciolinguistic Ideologies & Culturally Sustaining Pedagogies, Rosa & Flores, 16 pp.</p> <p>Read “After the Headlines Have Faded, They Will Be the First to See Immigrant Children’s Trauma” https://www.star-telegram.com/latest-news/article213455864.html</p> <div data-bbox="240 1066 521 1146" style="border: 1px solid black; padding: 2px;">Pages to be read this week: 95</div>	<p>Watch “Trauma at the Texas-Mexico Border: Families Separated, Children Detained & Residents Fighting Back” https://www.youtube.com/watch?v=wrEayne41iA 22:43 min.</p> <div data-bbox="586 600 867 720" style="border: 1px solid black; padding: 2px;">Minutes of video to be watched this week: 22:43</div>	<p>Post and Respond to Discussion #7 on Race and the School Experience: The Need for Inquiry</p>	<p>Start working on Paper #1 due September 24</p>
Engaging Communities for Real				
<p>Week 8</p> <p>10/16-22</p>	<p>Read <i>Everyday Anti-Racism</i> Parts XIX-XX (pp. 293-317). Pages to be read: pp. 24</p> <p>Read McCarty, Evaluating Images of Groups in your Curriculum, pp. 5</p> <div data-bbox="240 1644 521 1724" style="border: 1px solid black; padding: 2px;">Pages to be read this week: 29</div>	<p>Luis Moll Funds of Knowledge https://www.youtube.com/watch?v=aWS0YBpGkKE 2:17</p> <p>Connect to Students’ Lives and Funds of Knowledge https://www.youtube.com/watch?v=xZ6EntkK4bM 7:08</p> <div data-bbox="586 1797 894 1917" style="border: 1px solid black; padding: 2px;">Minutes of video to be watched this week: 9:25</div>	<p>Post and Respond to Discussion #8 on Engaging Communities for Real.</p> <div data-bbox="967 1570 1252 1690" style="border: 1px solid black; padding: 2px;">Posts and responses to be done this week: 1</div>	<p>Keep working on Paper #2: Group Curriculum Analysis</p>

WEEK	READINGS	MULTIMEDIA	POSTS & ASSIGNMENTS	OTHER ACTIVITIES
LGBT Students and Families				
Week 9 10/23-29	<p>Read Understanding LGBTQ+Identity: A Toolkit for Educators (electronic resource) https://ny.pbslearningmedia.org/collection/lgbtq-identity/#.W33yly2ZPUq</p> <p>Read Byron, Tomboys, sissies, and “That’s So Gay”: Exploring gender and sexuality diversity in early childhood and elementary education, pp. 16</p> <p>Read Latino LGBT Youth Report, pp. 36</p> <div style="border: 1px solid black; padding: 5px; width: fit-content;">Pages to be read this week: 52+</div>	<p>Watch “School Bully,” Key & Peele https://www.youtube.com/watch?v=CUvFeyGxaaU 2:05 min.</p> <p>Watch “The School Experiences of LGBT Youth” https://www.youtube.com/watch?v=CzltqJxqV6c 2:33 min.</p> <p>Watch Repeal No Promo Homo Laws https://www.hrw.org/video-photos/video/2016/12/07/video-repeal-anti-gay-no-promo-homo-laws-us 3:28 min.</p> <div style="border: 1px solid black; padding: 5px; width: fit-content;">Minutes of video to be watched this week: 7:66</div>	<p>Post and Respond to Discussion #9 on LGBT Students and Families</p>	
Beyond Testing				
Week 10 10/30 - 11/5	<p>Read <i>Beyond Testing</i>, chpts 1-2 (pp. 1-26).</p>	<p>Feel free to contact me to talk about your final project!</p>		
Alternative Assessments				
Week 11 11/6-12	<p>Read <i>Beyond Testing</i>, Assessments 1-7 (pp. 27-106).</p>		<p>Paper #2: Group Curriculum Analysis Paper DUE November 12 @midnight</p> <p>Group Evaluation DUE November 12 @midnight</p>	

WEEK	READINGS	MULTIMEDIA	POSTS & ASSIGNMENTS	OTHER ACTIVITIES
Week 12 11/13-19	Read <i>Beyond Testing</i> , Parts 10-11 (pp. 107-134).	Feel free to contact me to talk about your final project!	Work on Culturally Sustaining Pedagogies Lesson Plan and Assessments (Final Project).	
Week 13 11/20-26	Fall Break			
Week 14 11/27 – 12/3	Read <i>Beyond Testing</i> , Parts 10-11 (pp. 107-134).	Feel free to contact me to talk about your final project!	Work on Culturally Sustaining Pedagogies Lesson Plan and Assessments (Final Project).	
Finalize Project				
Week 15 12/4-10		Feel free to contact me to talk about your final project!	Work on Culturally Sustaining Pedagogies Lesson Plan and Assessments (Final Project).	Last day of class is December 7; Dead Day is December 8. DUE Final Project December 10 @midnight
Week 16 12/11-15	Finals Week			

Appendix 1

Instructions for Discussion Board Postings

Why Do We Have Discussions?

The goal of online discussion is for us to co-construct understandings of particular ideas, concepts, or topics, based on the interweaving of the readings, videos/ audios.

As this is an asynchronous online course, it is EXTREMELY important that you participate in on-line discussions and debates based on the weekly readings, videos, and audios in an analytical, and critical manner. You must carefully engage in dialogue to develop a discourse on the theory and pedagogy that emerges.

Your Discussion Board participation shows me what and how you are thinking about the readings and the topics presented. Who should you discuss the ideas with? It's entirely up to you. You can engage in conversation with anyone enrolled in our course.

That said, I would like you to have a discussion with at least one different person from the class each week. You are welcome to discuss with 2-3 different people each week, but just be sure that you have a discussion with a different person each week.

What Are the Guidelines for Class Discussions?

- Make connections between each of the readings and other media that have been provided for you.
- Name every topic, concept, theory, idea, or pedagogical approach you refer to.
- Use APA style for everything (except emails) you write (cover pages not required).
- Consider what connections you are making between your chosen topic, etc. from the readings and other media that you want to analyze? These connections reflect your ability to analyze and go “beyond the surface” of what is already obvious. What are you trying to reveal through your analysis?
- As you make a connection through your discussion and analysis, what does this connection mean to you as a current and/or future educator, or someone interested in multicultural education and human diversity?
- How can the final understanding and learning based on these connections among the readings and other media help you to more effectively address the needs of learners from diverse backgrounds?
- Respond and engage in discussion that is substantive, and goes beyond simply stating, “I like what you said”, “I agree”, “That’s great!” You must cite a particular idea or thought from what your colleague posted and base your discussion on that. What do you have to say about that idea? Or other ideas that are co-constructed?

How Will I Be Graded on My Participation in the Discussions?

You will receive comments and feedback on your discussion contributions when you score below a “2”. When you receive a high score (3 points), it means you have fulfilled, for the most part, the criteria needed to earn those points. When you earn high points, it means you are doing your job.

You must post your initial post no later than Wednesdays @11:59 PM. Do not post the entirety of your work in the hours or minutes before the second response posting deadline (Sundays @11:59 PM). This gives the impression that you are only fulfilling the “quantity” aspect of your work, and not the thoughtful, “quality” aspect.

Evaluation of Discussion Board Participation

You can potentially earn an OVERALL, holistic, maximum score of 3 points, for each week of discussion board activity. If your posting(s) spring within the parameters of the criteria indicated below, you most likely will achieve full points.

Directions for Discussion Board Posts (2 each week)

Initial Posts

1. Your **initial post must be done by Wednesdays @11:59 PM each week**. This allows the conversation to happen between Thursday 12 AM and Sunday 11:59 PM.
2. Each week **you will have two prompts to respond to**. Your initial post for each should be 200-300 words. Use the Word Count function in Word to check this quickly.
3. Your initial posts must **use APA style** for citations and be spellchecked and grammar checked.
4. **Cite two or more authors appropriately** in each initial post. What do I mean by appropriately? The citations cannot be thrown in, so that you are following the letter of the law, not the spirit of the law. The citations must fit with what you are discussing.
5. Your post must be in your own words. Support your arguments. Paraphrase the things you've read and use citations. **No quotes**. Period.

Response Posts

1. You must **respond to one or two of your colleagues' posts, between Thursday 12 AM and Sunday 11:59 PM each week**.
2. You must **respond to a different classmate each week** for well-rounded conversations. There are many people in the class, so this will not be difficult.
3. Your response posts must be between 200-300 words. Use the word count function in Word to check this quickly.
4. Your response must **use APA style for citations** and be spellchecked and grammar checked.
5. **Cite two or more authors appropriately** in your posts. What do I mean by appropriately? The citations cannot be thrown in, so that you are following the letter of the law, not the spirit of the law. The citations must fit with what you are discussing.
6. Your post must be in your own words. Support your arguments. Paraphrase the things you've read and use citations. **No quotes**. Period.

Note: I will participate from time to time in your weekly discussions, but ideally, I would like to see how you co-construct knowledge and understanding with your classmates/colleagues. My participation in your discussions, of course, does not mean that I will be able to respond to everyone's postings and thoughts. I will respond to postings as often as possible. Some weeks there may be more participation on my part, while other weeks there may be little to no activity/participation on my part.

What if BlackBoard Goes Out?

If Blackboard is out or you are unable to log in to Blackboard at the time that you are trying to post your work, E-MAIL ME (through regular e-mail) IMMEDIATELY WITH AN ATTACHMENT OF YOUR WORK, or an e-mail indicating that you are trying to post more discussion, but you cannot because of the outage. If you email me indicating that Blackboard is out, but you do not send me your work as an attachment, **you will not receive credit for your work**.

Grading Rubric for Discussion and Response Posts

Earning 3 Points Means:

- a) **Two posts** with excellent analysis and discussion of content and activity for the week, making connections among readings and other media, with **references to multiple readings** (two or more in each post);
- b) Initial posts are **made by Wednesdays @11:59 PM**;
- c) Excellent writing, without any mechanical, grammatical, and/or stylistic writing errors. **APA style is used throughout**;
- d) **Responding in depth to two posts** by other students within the discussion board. That means engaging in actual discussion on particular points made by others, building on and/or reacting to the ideas of others, **before Sunday at 11:59 PM**.

Note: If you do not engage in some thoughtful discussion by posting throughout the week prior to the deadline, there is no chance of achieving full points. I need to see an exchange of ideas among you and others in the course, not just responses to what others have posted with no evidence of further discussion, or posting superficial responses to everyone in your group on the day that the discussion forum closes.

Earning 2 Points Means:

- a) Writing **one** in-depth, analytical post in response to the guiding question, that involves making connections among readings and other media, with **references to two or more readings**;
- b) Initial posts are **made by Wednesdays @11:59 PM**;
- c) Very good writing, with few, if any, mechanical, grammatical, and/or stylistic writing errors. **APA style** is used throughout;
- d) **Responding in depth to two posts** within the discussion board, engaging in actual discussion on particular points made by others, building on and/or reacting to the ideas of others, **before Sunday at 11:59 PM**.

Earning 1 Point Means:

- a) Writing **one post** that is simply participation and presence on the discussion board, with limited thought or depth. The analysis is average, and appropriate **references to the readings are not made**.
- b) Initial **post is made by Wednesday @11:59 PM**;
- c) Writing is fair, with a number of mechanical, grammatical, and/or stylistic writing errors, some of which get in the way of understanding. **APA style is used sporadically**;
- d) **Responding to one other post** within the discussion board with limited thought or depth, **before Sunday at 11:59 PM**.

Earning 0 Points Means:

- a) **One post**, with very poor analysis and discussion of content and activity, **without references** to the readings;
- b) Initial **post is made before Wednesday @11:59 PM**;
- c) Writing is very poor, with many mechanical, grammatical, and/or stylistic writing errors that get in the way of understanding, and obviously was rushed and done simply to post something, anything, on the threaded discussion. There is **no consistent style**.
- d) **No postings**, no discussion board activity no response posted **by the weekly deadline**.

Appendix 2

Directions and Grading Rubric for Paper #1: Theorizing Multicultural Education

My Developing Theories of Multicultural Education Paper

This paper is due after the first month of our course. You will have been exposed to a number of philosophical and methodological approaches to multicultural education by this point. It is my intent that the discussions you will have engaged in for this course will be scaffolding to help you to do well on this paper.

You must submit this paper as an attachment in Word. Your assignments will not be accepted if you write them in the submission tab on BB.

You will put all six of the sources below into conversation in this essay. Tell me about the key ideas in each and weave them together. What do they have in common? What are some of the differences? Your discussion posts have been helping you to develop this essay. You will compare and contrast them and offer your critiques. Then, you will select two key ideas, and talk about how you might use them in your current or future classroom. Be sure to explain what that grade level and content area you are thinking of. Select one or a set of TEKS (a link to the TEKS website is on our course website) and connect your ideas of how you might implement these ideas

Your paper will be well argued, and you will be discussing all six works of these sources:

1. Alim, H.S., & Paris, D. (2017). "What is Culturally Sustaining Pedagogy and Why Does it Matter?" In D. Paris & H.S. Alim (Eds.), *Culturally Sustaining Pedagogies* (pp. 1-21). New York, NY: Teachers College Press.
2. Bucholtz, M., Casillas, D.I., & Lee, J.S. (2017). "Language and culture as sustenance." In D. Paris & H.S. Alim (Eds.), *Culturally Sustaining Pedagogies* (pp. 43-61). New York, NY: Teachers College Press.
3. Kumashiro, K.K. (2001). "'Posts' perspectives on anti-oppressive education in social studies, English, mathematics, and science classrooms." *Educational Researcher*, 30(3), 3-12.
4. Ladson-Billings, G. (1995). "Toward a theory of culturally relevant pedagogy." *American Educational Research Journal*, 32(3), 465-491.
5. Nieto, S. (2017). *The Village: Sonia Nieto on Culturally Responsive Teaching*. Retrieved from https://www.youtube.com/watch?v=MC76X_WyqCk
6. Villegas, A.M., & Lucas, T. (2002). "Preparing culturally responsive teachers: Rethinking the curriculum." *Journal of Teacher Education*, 53(1), 20-32.

Model for Paper #1

Your paper will look like this:

Title page as per APA style
Page numbers as per APA style

My Developing Theories on Multicultural Education and Praxis: **add your own*
Use this title stem and then **add your own* after the colon.

Introduction

You will include a thesis statement here. You will also explain what the items are that you are going to discuss, using APA citation style for all of them, such as (Ladson-Billings, 1995), and what some of the key ideas are that you see across the readings and media.

One paragraph

Theorizing Multicultural Education

This is the body of your paper. This is where you will summarize the main ideas of all and compare and contrast all of them.

Five-six paragraphs

Praxis

This is where you will take two key ideas from these articles and imagine how you might use them in a class you are teaching or would like to teach in the future. You will explain what the grade level you are thinking about is, and the content area.

Two-Three paragraphs

Conclusion

This is where you remind us what you said in the body of your paper, and you tell us why it matters.

One paragraph

References

This is where you will include the APA style citations for all of the texts you cite in this paper.

A typical paragraph is 200 words. Paper #1 will be between 1,800-2,200 words.

Grading Rubric for Paper #1
10 Points Possible

	Category	Excellent	Good	Poor	TOTAL
1	Introduction 1 point	Directions were followed.	Shows limited awareness of directions.	Shows virtually no awareness of directions.	
		1	.5	0	
2	Theorizing Multicultural Education 3 points	Directions were followed.	Shows limited awareness of directions.	Shows virtually no awareness of directions.	
		3	2	1-0	
3	Praxis 3 points	Directions were followed.	Shows limited awareness of directions.	Shows virtually no awareness of directions.	
		3	2	1-0	
4	Conclusion 1 point	Directions were followed.	Shows limited awareness of directions.	Shows virtually no awareness of directions.	
		1	.5	0	
5	References 1 point	Directions were followed.	Shows limited awareness of directions.	Shows virtually no awareness of directions.	
		1	.5	0	
6	Mechanics 1 point	Directions were followed.	Shows limited awareness of directions.	Shows virtually no awareness of directions.	
		1	.5	0	
7	TOTAL	10			

Appendix 3

Directions for Paper #2: Group Curriculum Analysis

1. You will work in the groups that I have established for you. As I write these directions, I imagine you will be in groups that are diverse in terms of whether you are a pre-service or in-service teacher, and less diverse in terms of grade level and subject matter. We'll see what we have to work with. I will establish these groups during the third week of class.
2. Your group needs to start meeting by **the first week of October**. This project has multiple parts, and you will need to come up with a clear work plan, as a group, to have your Group Curriculum Analysis Project ready to turn in by **November 12**. The facilitator will turn your paper in for your whole group.
3. Your group will decide who in your group will take on each role. If for some reason there are only 4 people in your group, combine the role of The Facilitator and The Assessment Discussion Leader into one role:
 - **The Facilitator:** This is the person who facilitates the discussion, making sure everyone expresses themselves and guides people to coming to a group decision about each part of the project. This is the person also makes sure group members are working on their parts of the project by checking in with them about their tasks before the final project is due.
 - **The Curriculum Analysis Leader:** This is a group project in which you produce an analysis of a lesson plan on Texas history for a 6th grade classroom. The Curriculum Analysis Leader will guide this very important discussion, making sure that everyone participates, and keeping track of what the group discusses.
 - **The Delegator:** This is the person who guides the discussion about who will complete which tasks, as the group plan evolves. This person will summarize what each job is, who will do it, and when it will be completed.
 - **The Reviewer:** This is the person who makes sure the key parts of the project are well-written and well thought out. This is the person who makes sure all group members are working on their parts of the project by checking in with them about their tasks before the final project is due.
 - **The Editor:** This is the person who edits the final project for completeness, clarity, and coherence, creating one voice for the project. This person makes sure that APA style is followed.

Group Curriculum Analysis Project

Thinking about all we have discussed thus far in the semester, your group will analyze this lesson plan from the *Curriculum Guide for Teaching Texas History*, **TEKS 6A: Effects of Westward Expansion on American Indians**. This lesson is on pp. 6-1 – 6-12 and is intended to be used in a 6th-grade classroom.

Curriculum Guide for Teaching Texas History

<https://www.sanjacinto-museum.org/content/documents/CurriculumGuideforTeachingTexasHistory.pdf>

Document Analysis Form

<https://www.facinghistory.org/resource-library/teaching-strategies/document-analysis-templates>

These documents are also on the list of documents on the left-hand side of our course on BB.

1. Discuss the lesson plan as a group.
 - a. Who do you imagine might be in your class? Describe the students.
 - b. What are the strengths of this lesson plan?
 - c. What is missing in this lesson plan?
 - d. How could you adapt this lesson plan to make it culturally sustaining?
 - e. What resources should you use beyond this skeletal plan to make this a more robust plan?

Your group will produce an essay together, in which you will address the following issues:

1. Introduction
This is where you will explain who your students are. You will also explain what the TEK is, what the lesson plan attempts to do, where the lesson plan is from, and what you will do in this paper. What you will do in this paper is your thesis statement.
2. Description of the lesson plan
 - a. Strengths
 - b. Limitations
3. Critique of the lesson plan
 - a. List of three or more things you would change and explain why.
4. Conclusion
 - a. Remind us what you argued.
5. References

Model for Paper #2

Your paper will look like this:

Title page as per APA style
Page numbers as per APA style

Your Title Here

Introduction

You will include a thesis statement here.

One paragraph

Description of the Lesson Plan

This is where you explain what lesson plan you are looking at, where it comes from, and what the TEK is.

Critique of the Lesson Plan

This is where you will discuss at least three things that you would change in this lesson plan and explain why. It would be good to cite course texts here.

Three-Four paragraphs

Conclusion

This is where you remind us what you said in the body of your paper, and you tell us why it matters.

One paragraph

References

This is where you will include the APA style citations for all of the texts you cite in this paper.

Length will vary.

A typical paragraph is 200 words. Paper #2 will be between 1,800-2,200 words.

Grading Rubric for Paper #2
10 Points Possible

	Category	Excellent	Good	Poor	TOTAL
1	Introduction 1 point	Directions were followed.	Shows limited awareness of directions.	Shows virtually no awareness of directions.	
		1	.5	0	
2	Description of the Lesson Plan 2 points	Directions were followed.	Shows limited awareness of directions.	Shows virtually no awareness of directions.	
		2	1	0	
3	Critique of the Lesson Plan 4 points	Directions were followed.	Shows limited awareness of directions.	Shows virtually no awareness of directions.	
		4	3-2	1-0	
4	Conclusion 1 point	Directions were followed.	Shows limited awareness of directions.	Shows virtually no awareness of directions.	
		1	.5	0	
5	References 1 point	Directions were followed.	Shows limited awareness of directions.	Shows virtually no awareness of directions.	
		1	.5	0	
6	Mechanics 1 point	Directions were followed.	Shows limited awareness of directions.	Shows virtually no awareness of directions.	
		1	.5	0	
7	TOTAL	10			

Appendix 4

Group Evaluation and Participation Rubric

After your group has turned in Paper #2, you will complete the chart for the Group Participation Rubric (Appendix 4), evaluating yourself and the other members of your group.

Group Participation Rubric

Point Value	Outstanding 5	Good 4 – 3	Developing 2	Beginning 1
Participation	<p>Participates actively. Helps direct the group in setting goals. Helps direct group in meeting goals. Thoroughly completes assigned tasks. Actively participates in helping the group work together.</p>	<p>Participates in group. Shows concern for goals. Participates in goal setting. Participates in meeting goals. Completes assigned tasks. Demonstrates effort to help the group work together.</p>	<p>Sometimes participates in group. Shows concern for some goals. Participates marginally in goal setting. Participates in meeting goals. Completes some assigned tasks.</p>	<p>Participates minimally. Shows a little concern for goals. Watches but doesn't participate in goal setting. Completes assigned tasks late or turns in work incomplete.</p>
Communication	<p>Shares many ideas related to the goals. Encourages all group members to share their ideas. Listens attentively to others. Empathetic to other people's feelings and ideas.</p>	<p>Freely shares ideas. Listens to others. Considers other people's feelings and ideas.</p>	<p>Shares ideas when encouraged. Allows sharing by all group members. Listens to others. Considers other people's feelings and ideas.</p>	<p>Does not share ideas. Watches but does not contribute to discussions. Does not show consideration for others.</p>

You will evaluate all of your group members, as well as yourself. Using this rubric, you will complete the following chart in which you evaluate yourself and your group members.

	Group Members	Numerical Score (5-1)	Qualitative Evidence to Support Each Score
1	Your name here		
2	Another group member (<i>use actual names</i>)		
3	Another group member		
4	Another group member		
5	Another group member		

Appendix 5

Directions for Culturally Sustaining Pedagogies Lesson Plan and Assessments

1. You will create a culturally sustaining lesson plan along with three kinds of assessments at the grade level and subject area of your choice.
2. You will think carefully about this lesson plan and the assessments, and you will use ideas you have learned about throughout the course.
3. You will do this by copying the form below into a Word document and completing it.
4. You will make sure the final project is proofread and is turned in under the correct tab.
5. NOTE: A downloadable file of this template is available on BlackBoard under the Assignments link.

Figure 1: Culturally Sustaining Lesson Plan and Assessments

	Category	Your Responses
1	Grade Level	
2	Content Area	
3	TEKS Select one–three TEKS (see the link on our BB page) that you will be assessing.	
3	Bilingual/Monolingual? If bilingual, note the program type.	
4	Describe a class of 30 students in terms of race, ethnicity, religion, language background, gender, sexuality, and ability. Do this in a narrative format.	
5	Describe the school context. What kind of resources does the school have? What percentage of students receive a free or reduced lunch? Do this in a narrative format.	
6	Describe the student learning objectives. Use the stem: -Students will <i>analyze...</i> -Students will <i>create...</i> etc... You will fill in the blanks. Include a paragraph here about how these objectives will be assets based.	
7	Describe the materials you will need for this lesson. A numbered list is fine.	
8	Describe the procedure for the lesson. Do this in a numbered list that uses the stem: 1. The teacher will... 2. The teacher will... This section will be long and highly detailed. Be explicit!	

9	<p>Describe your assessment plans for this particular lesson.</p> <p>You must CREATE 3 assessments for this lesson from the 7 Assessments (Meier & Knoester) we have read about. This section will be long and highly detailed, and you will include the actual assessments you would use for this lesson. That is, if you are doing interviews, you will include the interview questions; if you are doing a descriptive review, you will describe who would be involved, and go through the procedure step by step, in a numbered list.</p>	
10	<p>Explain why you have selected these assessments. Make an argument as to why the assessments you have described are appropriate ways to assess the learning in this lesson. Make reference to the 7 Meier & Knoester chapters.</p>	
11	<p>Include your reference list here. Be sure to use APA style for references.</p>	

Rubric for the Culturally Sustaining Lesson Plan and Assessments Project
48 Points Possible

	Category	Excellent	Good	Poor	
1	Grade Level 1 point	Directions were followed well.	Shows limited awareness of directions.	Shows virtually no awareness of directions.	
		1	.5	0	
2	Content Area 1 point	Directions were followed well.	Shows limited awareness of directions.	Shows virtually no awareness of directions.	
		1	.5	0	
3	TEKS (1-3) 1 point	Directions were followed well.	Shows limited awareness of directions.	Shows virtually no awareness of directions.	
		1	.5	0	
4	Bilingual/Monolingual? If bilingual, note the program type. 1 point	Directions were followed well.	Shows limited awareness of directions.	Shows virtually no awareness of directions.	
		1	.5	0	
5	Describe a class of 30 students in terms of race, ethnicity, religion, language background, gender, sexuality, and ability. Do this in a narrative format. 2 points	Directions were followed well.	Shows limited awareness of directions.	Shows virtually no awareness of directions.	
		2	1	0	
6	Describe the school context. What kind of resources does the school have? What percentage of students receive a free or reduced lunch? Do this in a narrative format. 3 points	Directions were followed well.	Shows limited awareness of directions.	Shows virtually no awareness of directions.	
		3	2-1	0	
7	Describe the student learning objectives. Use the stem: -Students will <u>analyze...</u> -Students will <u>create...</u> etc... You will fill in the blanks. 4 points	Directions were followed well.	Shows limited awareness of directions.	Shows virtually no awareness of directions.	
		4	3-2	1-0	
8	Describe the materials you will need for this lesson. A numbered list is fine. 3 points	Directions were followed well.	Shows limited awareness of directions.	Shows virtually no awareness of directions.	
		3	2	1-0	

9	Describe the procedure for the lesson. Do this in a numbered list that uses the stem: 1. The teacher will... 2. The teacher will... This section will be highly detailed. Be explicit! 10 points	Directions were followed well.	Shows limited awareness of directions.	Shows virtually no awareness of directions.	
		10-7	6-2	1-0	
10	Describe your assessment plans for this particular lesson. You must CREATE 3 assessments for this lesson from the 7 Assessments (Meier & Knoester) we have read about. This section will be highly detailed, and you will include the actual assessments you would use for this lesson (i.e., if you are doing interviews, you will include the interview questions; if you are doing a descriptive review, you will describe who would be involved, and go through the procedure step by step, in a numbered list). You will use the headings Assessment 1 Assessment 2 Assessment 3. 10 points	Directions were followed well.	Shows limited awareness of directions.	Shows virtually no awareness of directions.	
		10-7	6-3	2-0	
11	Describe why you group have selected these assessments. Make an argument as to why the assessments you have described are appropriate ways to assess the learning in this lesson. Make reference to the 7 Meier & Knoester chapters. 10 points	Directions were followed well.	Shows limited awareness of directions.	Shows virtually no awareness of directions.	
		10-7	6-3	2-0	
12	Include your reference list here. Be sure to use APA style for references. 2 points	Directions were followed well.	Shows limited awareness of directions.	Shows virtually no awareness of directions.	
		2	1	0	
	TOTAL= 48				