

STAGE MAKEUP

THEA 3327 SYLLABUS

Spring 2021: Online
Time: M/W 9:00-10:20 AM
<https://zoom.us/j/97928372307?pwd=d2loV3k1Z0JvL1B0QmNQMjITbDI3Zz09>

Instructor: Nicole Read
Email: naread@utep.edu




Course Objectives:

Acquire a basic knowledge of stage makeup design
Learn basic 2D and 3D makeup application techniques
Learn basic techniques for styling hair and applying crepe hair

Course Materials:

Textbook: Stage Makeup by Richard Corson (11th edition recommended)

Materials: Ben Nye Creme Makeup Kit
Crepe Wool Hair
Ben Nye Lumiere Color Wheel
Baby wipes/Makeup remover wipes
False eyelashes
Vaseline
Sketch paper
Paint or colored pencils

	https://stagemakeuponline.com/collections/kits/products/ben-nye-theatrical-creme-makeup-kit
	https://stagemakeuponline.com/collections/beard-and-mustaches/products/ben-nye-crepe-wool-hair
	https://stagemakeuponline.com/collections/creme-colors/products/ben-nye-lumiere-creme-wheel

Course Meetings & Office Hours

All course meetings will be held online via Zoom (see link provided below). Attendance will be taken at each meeting. The call will be opened 10 minutes prior to the start of class. Video will be required for some meetings when in-class work must take place. If you have concerns with utilizing video for this course, please contact your instructor promptly to discuss your needs. Please be on time and ready to work!

Office Hours will be scheduled through Blackboard Collaborate unless otherwise indicated. These office hours are open to anyone for the duration, but if you need a different time please email to make an alternate appointment with your instructor.

STAGE MAKEUP

THEA 3327 SYLLABUS

Policies

- The syllabus provides pertinent information about class policies and expectations. It is the student's responsibility to read, understand, and follow it. It is the responsibility of the student to fulfill the requirements to the best of their ability. If a student is unclear about anything on the syllabus, they should seek clarification from the instructor.
- Communications with the instructor should expect a response within 24 hours, Monday through Friday. Questions that regard an assignment should not wait until the last minute, as they may not be answered in time to meet course deadlines.
- Assignment Checklists and Course Schedules will be provided to you via email and Blackboard. Any deadline changes will be announced and updated on Blackboard as needed and these changes will take precedence over those posted in the original syllabus.
- **Logging into Blackboard and your UTEP email regularly is required for you to be successful in this course.** All course materials, including lecture presentations, handouts, additional course content, and assignments will be posted on Blackboard. Updates and announcements will be sent to your email.
- Students must acquire their course materials by the due date listed on the syllabus. Links to materials have been provided. Questions about ordering materials will be addressed on the first day of class or via email if needed.
- Save your work often and retain copies of all class projects and assignments until grades are posted. Lost work due to technological issues cannot receive credit.
- Students must behave in accordance with all rules put forth by the Handbook of Operating Procedures of the University of Texas at El Paso.
- If you have a disability and need classroom accommodations, please contact the Center for Accommodations and Support Services (CASS) at 747-5148, or by email to cass@utep.edu, or visit their office located in UTEP Union East, room 106. For additional information, please visit the CASS website at www.sa.utep.edu/cass. Any request for special accommodations must be presented by the second week of class.

Late Work Policy

Assignments in this course will have a set deadline for completion to receive full credit. Most work can be submitted late, with the final due date being the last day of class before finals. Any late work will receive a standard point deduction (equivalent to one letter grade). If an assignment does not qualify for late submission, it will be noted in the assignment description.

Staying on schedule for the course is important for successful completion of the class. If you are having difficulty with assignments or require special arrangements to meet the course requirements, you should contact the instructor as soon as possible.

STAGE MAKEUP

THEA 3327 SYLLABUS

UNIT 1: MAKEUP DESIGN		Total Point Value: 170
Discussion Board Post: Inspirations		10
Makeup Morgue Part 1		20
Discussion Board Post: Character Design		20
Makeup Chart Template		20
Glamour/Contour Application + Chart		100
UNIT 2: CHARACTER/OLD AGE		Total Point Value: 160
Discussion Board Post: Age		20
Makeup Morgue Part 2		20
Feature Practice		20
Old Age Application + Makeup Chart		100
UNIT 3: SPECIAL EFFECTS		Total Point Value: 160
Discussion Board Post: Backstory		20
Makeup Morgue Part 3		20
Feature Practice		20
Injury Application + Makeup Chart		100
UNIT 4: HAIR		Total Point Value: 260
Discussion Board Post: Historical Hair		20
Makeup Morgue Part 4		20
Historical Hair Project		50
Crepe Hair Application		50
Feature Practice		20
Gender Expression Application + Chart		100
UNIT 6: FANTASY/STYLIZED		Total Point Value: 250
Discussion Board: Aliens & Monsters		20
Makeup Morgue Part 5		20
Color Theory Practice		20
Painting Application		50
Character Breakdown		20
Feature Practice		20
Fantasy Application + Chart		100

STAGE MAKEUP

THEA 3327 SYLLABUS

UNIT 7: FINAL		Total Point Value: 200
Character Analysis & Pitch		100
Final Character Application		100

Discussion Boards

Discussion Board Topics will be posted on Blackboard. In order to receive credit for participation, you must post at least one response as indicated in the assignment instructions.

Makeup Morgue

The Makeup Morgue is a collection of images that represent possibilities and inspirations for makeup application. It should be a compilation that showcases a variety of faces and makeup designs for reference.

The Makeup Morgue will consist of 5 sections:

- **Natural Features-**
This section focuses on face shape and research for specific qualities, i.e. nose, eye, and lip shapes. These images should show faces without makeup or with minimal and/or corrective makeup.
- **Old Age-**
This section is a collection of middle and advanced aged faces.
- **Special Effects-**
This section compiles images of bruises, scars, and/or injuries for use in understanding how these particular features affect the appearance of the skin.
- **Hair-**
This section focuses on hairstyles and facial hair, modern and historical.
- **Fantasy/Stylized-**
This section features the most dramatic exaggeration and alteration of features through makeup techniques and/or prosthetic applications. It can include non-human character interpretations and highly stylized concepts.

The class will have a collaborative Pinterest board to use as a community Makeup Morgue. Each student must contribute the requisite number of images to the board in order to receive credit for each section.

Community Pinterest Board Link: <https://pin.it/4joryEU>

Application/Presentation Guidelines

You will be required to submit photographs of your final makeup look to Blackboard for each of the full makeup applications for each unit. These photos must be of sufficient quality to ensure accurate grading.