

**The University of Texas at El Paso**  
**Communication Department**  
**COMM 4350 Political Communication of U.S. Congressional Representatives**  
**from the Texas-Mexico Border**  
**Fall 2023 Syllabus**

**I. COURSE INFORMATION**






- COMM 4350 Political Communication of U.S. Congressional Representatives from the Texas-Mexico Border CRN # 13550
- This is an online class with meetings via UTEP zoom on Mondays from 4:30 pm to 5:50 pm.
- Class instructions: Students will need to schedule a minimum of 6 to 8 hours of computer access each week for fifteen consecutive weeks to be successful and complete this course.
- Required reading:
  - Congress, the Media, and the Public: Who Reveals What, When, and How? By Stephen Frantzich [https://www.amazon.com/-/es/Stephen-Frantzich/dp/1612054250/ref=tmm\\_pap\\_swatch\\_0?\\_encoding=UTF8&qid=&sr=](https://www.amazon.com/-/es/Stephen-Frantzich/dp/1612054250/ref=tmm_pap_swatch_0?_encoding=UTF8&qid=&sr=)
  - Congress and the Media: Beyond Institutional Power by Danielle Vinson [https://www.amazon.com/-/es/C-Danielle-Vinson/dp/0190632259/ref=tmm\\_pap\\_swatch\\_0?\\_encoding=UTF8&qid=&sr=](https://www.amazon.com/-/es/C-Danielle-Vinson/dp/0190632259/ref=tmm_pap_swatch_0?_encoding=UTF8&qid=&sr=)
- Materials:
  - Smart cell phone
  - USB memory stick - 1 gigabyte - available in the UTEP bookstore
  - Dictionary, Webster's, American Heritage, etc. (Electronic version OK)
  - Microphone and audio recorder
  - Computer with internet access

**II. INSTRUCTOR INFORMATION**

- Dr. María de los Ángeles Flores
- Assistant Professor of Communication
- Office: Quinn Hall 101B
- Face to Face Office Hours: T from 3:45 pm to 4:30 pm, Virtual Office Hours TR from 3:45 pm to 4:30 pm, and by appointment.
- Phone: (915) 747- 6516
- Email: [mdelosangelesflores@utep.edu](mailto:mdelosangelesflores@utep.edu)
- Class email policy: On weekdays, please allow 24 hours for a response. On weekends, please allow 48 hours for a response.

- III. COURSE CONTENT:** An overview of the various social science methodologies used in conducting research in the communication discipline. Includes problems formulation, measurement of concepts, design, collecting, and analyzing data.

IV. **COURSE OBJECTIVES AND UNIVERSITY LEARNING OUTCOMES:**

<ul style="list-style-type: none"> <li>• Students will be able to understand and identify academic journalistic research.</li> <li>• Students will be able to assist in research projects.</li> </ul>	 <p>Critical Thinking Skills</p>
<ul style="list-style-type: none"> <li>• Ability to recognize and appreciate academic research.</li> <li>• Students will demonstrate critical-thinking skills by analyzing collected data.</li> </ul>	 <p>Critical Thinking Skills</p>
<ul style="list-style-type: none"> <li>• Students will demonstrate proficiency in collecting journalism data.</li> <li>• Students will demonstrate their intellectual ability to analyze data, interpret it, and prepare a presentation for their community.</li> </ul>	 <p>Social Responsibility</p>
<ul style="list-style-type: none"> <li>• Ability to apply research in a group project using one of those methodological approaches.</li> </ul>	 <p>Teamwork Skills</p>
<ul style="list-style-type: none"> <li>• Ability to recognize, discuss, conduct, and appreciate academic research.</li> <li>• Ability to comprehend and participate in weekly research briefings.</li> </ul>	 <p>Communication Skills</p>

V. **ASSIGNMENTS AND GRADING:**

- Assignments for this course are assessed according to rubrics. You can find these rubrics by clicking on the appropriate assignment link in Blackboard.
- Grade Distribution: Data collection 40%, Class discussions 20%, Chapter assessments 20%, and Final project 20%.
- Grade Scale: Final grades are based on a total of 100 percentage points earned in the course. A= 90-100 %, B= 80-89 %, C= 70-79%, D= 60-69%, F= below 60%.
- Incomplete grades may be requested only in exceptional circumstances after the student has completed at least 80% of the course requirements. Immediately discuss this possibility with Dr. Flores. If granted, we will establish a contract of work to be completed with deadlines.

VI. **CLASS OPERATION: This online course is designed following the hybrid learning pedagogy with lectures.** Students are required to perform in-class assignments as well as online assignments on Blackboard. This learning mode requires that students conduct their academic activities on their own. Each student must set aside between 6 to 8 hours to work on this class. Students are encouraged to do their weekly readings, discussion, activities, and assessments because this class is cumulative. This means that students will need the previous weeks' knowledge to understand the upcoming week's content. If students are not consistent with their coursework, this class will become very challenging to them.

VII. **LATE WORK: All assignments and exams must be turned in/taken on time. Late work will not be accepted after the due date without written consent from Dr. Flores. If a student fails to submit coursework for two consecutive weeks, Dr. Flores will immediately withdraw that student from the class.**

- On rare occasions, make-up work will be given *only* in the case of a *documented* emergency. Note that make-up work may be in a different format than the original work, may require more intensive preparation, and may be graded with penalty points. If you miss an assignment and the reason is not considered excusable, you will receive a grade of zero. It is therefore important to reach out to Dr. Flores—in advance if at all possible—and explain with proper documentation why you missed a given course requirement. Once a deadline has been established for the make-up work, no further extensions or exceptions will be granted.
- Dr. Flores strongly suggests that you submit your work with plenty of time to spare in the event that you have a technical issue with the course website, network, and/or your computer. I also suggest that you save all of your work (answers to discussion, quizzes, exams, and essays) in a separate Word document as a back-up. This way, you will have evidence that you completed the work and will not lose credit. If you are experiencing difficulties submitting your work through the course website, please contact the UTEP Help Desk. You can email me your back-up document as a last resort before the deadline. No late work will be accepted.

VIII. **ATTEDANCE AND COURSE DROP POLICY:** According to UTEP Curriculum and Classroom Policies, “When, in the judgment of the instructor, a student has been absent to such a degree as to impair his or her status relative to credit for the course, the instructor may drop the student from the class with a grade of “W” before the course drop deadline and with a grade of “F” after the course drop deadline.” See academic regulations in the UTEP Undergraduate Catalog for a list of excused absences. Therefore, if Dr. Flores finds that, due to non-performance in the course, you are at risk of failing, Dr. Flores will drop you from the course. Dr. Flores will provide 24-hour advance notice via email.

- If you feel that you are unable to complete the course successfully, please let Dr. Flores know and then contact the Registrar’s Office to initiate the drop process. If you do not, you are at risk of receiving an “F” for the course.

IX. **TECHNOLOGY REQUIREMENTS:** Course content is delivered via the internet through the Blackboard Learning Management System. Ensure that your UTEP e-mail account is working and that you have access to the web and a stable web browser. Google Chrome and Mozilla Firefox are the best browsers for Blackboard; other browsers may cause complications. When having technical difficulties, update your browser, clear your cache, or try switching to another browser.

- You will need to have access to a computer/laptop, scanner, a webcam, and a microphone. You will need to download or update the following software: Microsoft Office, Adobe Acrobat Reader, Windows Media Player, QuickTime, and Java. Check that your computer hardware and software are up-to-date and able to access all parts of the course.
- If you do not have a word-processing software, you can download Word and other Microsoft Office programs (including Excel, PowerPoint, Outlook and more) for free via UTEP’s Microsoft Office Portal. Click the following link for more information about Microsoft Office 365 and follow the instructions.
- **IMPORTANT:** If you encounter technical difficulties beyond your scope of troubleshooting, please contact the **UTEP Help Desk as they are trained**

**specifically in assisting with technological needs of students.** Please do not contact Dr. Flores for this type of assistance. The Help Desk is much better equipped than Dr. Flores to assist you!

X. **NETIQUETTE:** As we know, sometimes communication online can be challenging. It is possible to miscommunicate what we mean or to misunderstand what our classmates mean given the lack of body language and immediate feedback. Therefore, please keep these netiquette (network etiquette) guidelines in mind. Failure to observe them may result in disciplinary action.

- Always consider your audience. This is a college-level course; therefore, all communication should reflect polite consideration of other's ideas.
- Respect and courtesy must be provided to classmates and to the instructor at all times. No harassment or inappropriate postings will be tolerated.
- When reacting to someone else's message, address the ideas, not the person. Post only what anyone would comfortably state in a face-to-face situation.
- Blackboard is not a public internet venue; all postings to it should be considered private and confidential. Whatever is posted in these online spaces is intended for your classmates and professor only. Please do not copy documents and paste them to a publicly accessible website, blog, or other space.

XI. **TEST PROCTORING SOFTWARE:** ALL course assessments will make use of Respondus LockDown Browser and Respondus Monitor within Blackboard to promote academic integrity. You are encouraged to learn more about how to use these programs prior to the first test. Please review the following guidelines:

- The assessments will only be available at the times identified on the course calendar.
- You may take the test at any time during a 24-hour window.
- A reliable internet connection is essential to completing the exam. If you must go to a location to take the exam (such as the library), be sure to follow their health and safety requirements.
- You have 1 attempt to take the test. Once the window closes, your answers will be saved, and no changes can be made.
- Respondus LockDown Browser will require that all internet tabs are closed prior to the start of the test.
- Respondus Monitor requires a webcam and microphone.
- You will be required to show the webcam your student ID prior to the start of the test.
- Your face should be completely visible during the test. Blocking the camera will disable the test.
- No notes or textbook materials are permitted during the test. Respondus Monitor requires you to take a video of your surrounding area (desk, chair, walls, etc.)
- You should not have conversations of any kind with other people and/or leave and return to the area during the test.

XII. **PLAGIARISM AND CHEATING:** You are expected to write all of your own work and to know how to cite sources and quote people accurately.

- All suspected violations of academic integrity at The University of Texas at El Paso must be reported to the [Office of Student Conduct and Conflict Resolution \(OSCCR\)](#) for possible disciplinary action. To learn more, please visit [HOOP: Student Conduct and Discipline](#).
- Please read the university's Code of Conduct:  
<http://admin.utep.edu/LinkClick.aspx?link=HOOPSection+II.pdf&tabid=30181&mid=63285> **Plagiarism will result in dismissal from the class and an automatic grade of F. Academic dishonesty will be reported to the Chair of the Department of Communication and to the Dean of Student Affairs.**
- Some of your coursework and assessments may be submitted to SafeAssign, a plagiarism detecting software. SafeAssign is used to review assignment submissions for originality and will help you learn how to properly attribute sources rather than paraphrase.
- Academic dishonesty is prohibited and is considered a violation of the UTEP Handbook of Operating Procedures. It includes, but is not limited to, cheating, plagiarism, and collusion. Cheating may involve copying from or providing information to another student, possessing unauthorized materials during a test, or falsifying research data on laboratory reports. Plagiarism occurs when someone intentionally or knowingly represents the words or ideas of another as one's own. Collusion involves collaborating with another person to commit any academically dishonest act. Any act of academic dishonesty attempted by a UTEP student is unacceptable and will not be tolerated.
- **The use of generative AI tools such as Chat GPT is NOT permitted in this course.**
- **ACADEMIC MISCONDUCT:** The University of Texas at El Paso prides itself on its standards of academic excellence and students are expected to uphold the highest standards of academic integrity. Any student who commits an act of scholastic dishonesty is subject to discipline. Scholastic dishonesty includes, but is not limited to cheating, plagiarism, collusion, submitting work for credit that is attributable in whole or in part to another person, taking an examination for another person, and any act that gives or attempts to give unfair advantage.

XIII. **COURSE RESOURCES:** Where you can go for assistance. UTEP provides a variety of student services, academic services and support:

- **Help Desk:** Students experiencing technological challenges (email, Blackboard, software, etc.) can submit a ticket to the UTEP Helpdesk for assistance. Contact the Helpdesk via phone, email, chat, website, or in person if on campus.
- **UTEP Library:** Access a wide range of resources including online, full-text access to thousands of journals and eBooks, plus reference service and librarian assistance for enrolled students.
- **University Writing Center (UWC):** Submit papers here for assistance with writing style and formatting, ask a tutor for help and explore other writing resources.

- Math Tutoring Center (MaRCS): Ask a tutor for help and explore other available math resources.
- History Tutoring Center (HTC): Receive assistance with writing history papers, get help from a tutor and explore other history resources.
- RefWorks: A bibliographic citation tool; check out the RefWorks tutorial and Fact Sheet and Quick-Start Guide.
- Military Student Success Center: Assists personnel in any branch of service to reach their educational goals.
- Center for Accommodations and Support Services: Assists students with ADA-related accommodations for coursework, housing, and internships.
- Counseling and Psychological Services: Provides a variety of counseling services including individual, couples, and group sessions as well as career and disability assessments.

XIV. **COURSE ASSIGNMENTS:** All written work submitted for grading should be on a Word document, neatly typed, double-spaced (Times New Roman font, size 12, 1-inch margins on all sides), well-organized, free from spelling & grammatical errors, and must be submitted electronically via Blackboard. If students have any questions about these standards, please ask Dr. Flores. After completing your writing assignments, always email a copy to your own email address to have a backup.

- Accuracy: You must always use correct spelling, grammar and punctuation in every assignment. Always use the spell check feature in Word.
- Storage: You are required to make an electronic copy of your work on a USB-memory stick. Memory sticks, or thumb drives, with at least one GB of memory

XV. **COURSE COMMUNICATION:** Students are expected to show respect for professors, guests, and each other regardless of opinions, values, cultural or other differences. Students should give each other equal opportunity to express opinions, experiences, and ideas. All students should be supportive of a cooperative learning environment in the classroom. Dr. Flores reserves the right to publicly address students whose behavior disrupts the learning environment. Be prepared to discuss current events in the news locally, regionally and beyond. This shows that you are observing coverage, technique and news judgment.

XVI. **CELL PHONES:** Personal and work cell phones must be placed in silent mode before class begins. If you need to keep the ringer on for emergency purposes, please let Dr. Flores know before the start of the class session.

XVII. **COURSE LAPTOPS AND TABLETS:** Students are encouraged to take class notes on their laptops and tablets. Please use Evernote (free software) to keep your class notes organized and neat. For more information, please visit: <https://evernote.com> Evernote video overview: <https://www.youtube.com/watch?v=Pjn6YkCY2yA>

XVIII. **CASS POLICY:** If you have a disability and need classroom accommodations, please contact The Center for Accommodations and Support Services (CASS) at 747-5148, or by email to [cass@utep.edu](mailto:cass@utep.edu), or visit their office located in UTEP Union East, Room 106.

For additional information, please visit the CASS website at [www.sa.utep.edu/cass](http://www.sa.utep.edu/cass). CASS Staff are the only individuals who can validate and, if need be, authorize accommodations for students with disabilities.

**WEEKLY CALENDAR-SUBJECT TO CHANGE:** This calendar provides an overview of the course. More details and a weekly checklist are available in the weekly modules in Blackboard.

**No late work will be accepted.** THE INSTRUCTOR RESERVES THE RIGHT TO MAKE NECESSARY CHANGES IN THE SCHEDULE/CALENDAR/ASSIGNMENTS DEPENDING ON THE NEEDS OF THE CLASS.

Week	Coursework
Week 1 August 28 – September 1	Review of syllabus Discussion: Introduce yourself to your peers Topic/reading—What is Research?
Week 2 September 4 – September 8	Discussion: Weekly research briefing and data collection activity. Topic/reading—The Media and Representative Government: A Necessary Evil? (Frantzich)
Week 3 September 11 – September 15	Discussion: Weekly research briefing and data collection activity. Topic/reading— The Love/Hate Relationship: The Media Approach Congress (Frantzich)
Week 4 September 18 – September 22	Discussion: Weekly research briefing and data collection activity. Topic/reading— The Congressional P.R. Machine: Selling a Single Product (Frantzich)
Week 5 September 25 – September 29	Discussion: Weekly research briefing and data collection activity. Topic/reading— Catch me If you Can: News Hooks and Nobodies (Frantzich)
Week 6 October 2 – October 6	Discussion: Weekly research briefing and data collection activity. Topic/reading— From Props and to First Responders: Congress and the State of the Union Message (Frantzich)
Week 7 October 9 – October 13	Discussion: Weekly research briefing and data collection activity. Topic/reading—Mr. Chair and My loyal Fans: Celebrity Testimony on Capitol Hill (Frantzich)
Week 8 October 16 - October 20	Discussion: Weekly research briefing and data collection activity. Topic/reading—Bombasters and Buffoons: Making Congress an Easy Target (Frantzich)
Week 9 October 23 - October 27	Discussion: Weekly research briefing and data collection activity. Topic/reading— Cartoonist take on the House and Senate (Frantzich)
Week 10 October 30 – November 3	Discussion: Weekly research briefing and data analysis activity. Topic/reading— C-SPAN: A Window on Congress (Frantzich)
Week 11 November 6 – November 10	Discussion: Weekly research briefing and data analysis activity. Topic/reading— Congress and New Media: Challenges and Opportunities (Frantzich)

<p>Week 12 November 13 – November 17</p>	<p>Discussion: Weekly research briefing and data analysis activity. Topic/reading— Congress Goes Public (Vinson)</p>
<p>Week 13 November 20 – November 24</p>	<p>Discussion: Weekly research briefing and data analysis activity. Topic/reading—Four Decades of Going Public in Congress (Vinson)</p>
<p>Week 14 November 27 – December 1</p>	<p>Discussion: Preparing final research presentation Topic/reading—New Paths to Influence: Broadcast and New Media (Vinson)</p>
<p>Week 15 December 4 – December 7</p>	<p>Activity: Final research presentations</p>