

- **The Course Resources page contains all of the links to the necessary Course Materials to include the Course Syllabus, Course Calendar, Course Policies and Procedures and Grading Rubrics, Critical Response Paper Guidelines, and all other pertinent materials.**

COVID-19 PRECAUTIONS

You must STAY AT HOME and REPORT if you (1) have been diagnosed with COVID-19, (2) are experiencing COVID-19 symptoms, or (3) have had recent contact with a person who has received a positive coronavirus test. Reports should be made at screening.utep.edu. If you know of anyone who should report any of these three criteria, you should encourage them to report. If the individual cannot report, you can report on their behalf by sending an email to COVIDaction@utep.edu.

For each day that you attend campus—for any reason—you must complete the questions on the UTEP screening website (screening.utep.edu) prior to arriving on campus. The website will verify if you are permitted to come to campus. If you are feeling unwell, please let me know as soon as possible, and alternative instruction will be provided. Students are advised to minimize the number of encounters with others to avoid infection.

- **Syllabus**

[Syllabus](#)

Societal Issues and Analysis

CHIC 3311, CRN 29400 and 25027, Spring 2021
100% Online Course: Computer Access Required
Full Semester Course: January 19 to May 6, 2021

Manuel B. Ramírez, Ph.D.

Office Hours: Contact via Blackboard

Office: Graham Hall 302

Phone: 915-747-5824

Email: mbramirez@utep.edu

Please note: Unforeseen circumstances may necessitate modifications to the course calendar. Any changes will be announced with reasonable notice to students.

Course Description: A general course designed to provide the student with an understanding of Mexican American culture and society. This interdisciplinary course explores how ethnic Mexicans in the United States have created a distinct culture. To better understand the Mexican American experience, this survey examines the history of Mexico. Furthermore, issues such as immigration, community formation, nativity, class, and gender are also probed to increase our awareness of the experiences of Mexican Americans.

Course Objectives:

The following are objectives of this course:

1. To increase understanding of the Mexican American experience from a broad and interdisciplinary perspective.
2. To develop independent and critical thinking.
3. To increase skills in communication.
4. To promote cultural understanding.
5. To foster the integration of perspectives.

6. To increase knowledge of Mexican Americans by drawing from the historical perspective, research findings, and methodology of various disciplines.

Required Materials:

- Access to computer and Internet
- All readings and videos for the class are posted on the **Blackboard** site and are located inside of the Learning Module for any particular week.

Relevant Websites:

All course content will be delivered via Blackboard. To access Blackboard go to <https://my.utep.edu/My>. Log in and click on the “Blackboard” tab.

The Blackboard course shell contains all materials related to this course. You will also use Blackboard to send e-mails to your fellow classmates or to me – always remember to include an appropriate subject line to prevent your email from going into the junk mail folder. **All correspondence for this class must be done through Blackboard email.**

*** **IMPORTANT:** You must get into the habit of checking Blackboard **EVERY DAY** to make sure you do not miss any important announcements.

Our Virtual Classroom:

All communication must be conducted through email. If you email me be sure to include as much information as possible to include your first and last name, title of class, and CRN number. I will respond to you within 24 hours.

NOTE: I will be checking my Blackboard email regularly Monday - Friday between 8:00 AM – 5:00 PM Mountain Time (MT). I do not respond to email on Saturdays or Sundays, except in cases of emergencies..

Online learning is not a spectator sport. It is everyone's responsibility to participate fully so that everyone can get the most from the experience. Here are some simple rules to ensure participation and engagement in the learning process:

Ask Questions: I have created a Discussion Forum entitled **HELP BOARD**, located under the *Communication Forum* section on the *Home Page*. The *Help Board* is for asking questions related to content OR any problems you are having. Make sure that you have clearly indicated the subject of your message. **If you are having technical difficulties you will probably be directed to tech support.**

Reach Out to Others: Offer a fact, article, link or other items that can help others learn something you can share.

Inappropriate behavior/comments online will not be tolerated. Inappropriate behavior will be subject to disciplinary action. I reserve the right to drop you from this course if you use our class as a venue for insulting

or insensitive comments, and/or attacks toward other students or the instructor.

Required Software:

Having your computer hardware and all software up to date is essential to access course content.

You definitely need Adobe Acrobat Reader to access the lectures and readings for the class, as they are all (.pdf) files. If you do not have Adobe Reader on your computer you can download the program for free by going to <https://get.adobe.com/reader/otherversions/> and follow the instructions to install the reader.

You are also required to have a media player plug-in to view the assigned videos for this class. The most common plug-ins are Adobe Flash Player, Windows Media Player, QuickTime Player VLC Player. You can get a free media player plug-in by going to <https://get.adobe.com/flashplayer/> and following the download instructions. If you use Google Chrome as your browser then the Adobe Flash Player is already built in.

When creating documents, slide presentations, spreadsheets, etc., you must use Microsoft Office or a compatible program. If you do not have word-processing software, you can download Word and other Microsoft Office programs (including Excel, PowerPoint, Outlook and more) for free via UTEP's Microsoft Office Portal. Click the following link for more information about [Microsoft Office 365](#) and follow the instructions.

Course Policies and Procedures and Grading Rubric:

I have provided a set of *Course Policies and Procedures and Grading Rubric*. On the *Home Page* go to the *Course Information* section then click on *Course Resources* and then click on *Class Policies and Procedures and Grading Rubric*. Please access this as soon as possible and familiarize yourself with the do's

and don'ts of the course and the grading scales for all assignments. The information provided is extremely important and crucial for your success in this course.

Academic Dishonesty:

Academic dishonesty is prohibited and is considered a violation of the UTEP Handbook of Operating Procedures (HOP). It includes, but is not limited to, cheating, plagiarism, and collusion. Cheating may involve copying from or providing information to another student, possessing unauthorized materials during a test, or falsifying research data on laboratory reports. Plagiarism occurs when someone intentionally or knowingly represents the words or ideas of another person's as ones' own. And, collusion involves collaborating with another person to commit any academically dishonest act. Any act of academic dishonesty attempted by a UTEP student is unacceptable and will not be tolerated. Violations will be taken seriously and will be referred to the Dean of Students Office for possible disciplinary action. Students may be suspended or expelled from UTEP for such actions. Please consult the Handbook of Operating Procedures at <https://www.utep.edu/hoop/> for the complete University policy on academic dishonesty. All suspected violations of academic integrity at The University of Texas at El Paso must be reported to the [Office of Student Conduct and Conflict Resolution \(OSCCR\)](#) for possible disciplinary action. To learn more, please visit [HOOP: Student Conduct and Discipline](#).

Students with Disabilities:

The University is committed to providing reasonable accommodations and auxiliary services to students, staff, faculty, job applicants, applicants for admissions, and other beneficiaries of University programs, services and

activities with documented disabilities in order to provide them with equal opportunities to participate in programs, services, and activities in compliance with sections 503 and 504 of the Rehabilitation Act of 1973, as amended, and the Americans with Disabilities Act (ADA) of 1990 and the Americans with Disabilities Act Amendments Act (ADAAA) of 2008. Reasonable accommodations will be made unless it is determined that doing so would cause undue hardship on the University. Students requesting an accommodation based on a disability must register with the [UTEP Center for Accommodations and Support Services](#) (CASS). Contact the Center for Accommodations and Support Services at 915-747-5148, or email them at cass@utep.edu, or apply for accommodations online via the [CASS portal](#).

COVID-19 Accommodations

Students are not permitted on campus when they have a positive COVID-19 test, exposure or symptoms. If you are not permitted on campus, you should contact me as soon as possible so we can arrange necessary and appropriate accommodations.

Attendance Policy:

This is an online class so there is no real attendance policy. Attendance is taken by measuring your work online. You are responsible for doing all the work and meeting all deadlines and due dates.

If you feel that you are unable to complete the course successfully, please let me know and then contact the [Registrar's Office](#) to initiate the drop process. If you do not, you are at risk of receiving an "F" for the course.

Deadline Policy:

Deadline for assignments and quizzes is 11:59 PM (MT) on the due date; CHECK COURSE CALENDAR for all due dates and deadlines as late submissions will not be graded. Please ensure that you carefully read the *Course Calendar* and all instructions. It is your responsibility to meet all class requirements.

Learning Modules:

The class consists of five (5) Learning Modules. An Introduction and Getting Started module, four (4) theme related modules, and a Final Exam module. In each Learning Module you will find a short Introduction; a Lecture, which deals with the topic at hand; all Readings and Videos; Quiz links; Assignment links; and Discussion Board links. Each Learning Module will last approximately fifteen (15) days.

The embedded Quiz, Assignment, and Discussion links will open according to the scheduled due dates and deadlines. See Course Calendar for all due dates and deadlines. Remember: You will not see a Quiz, Assignment, and/or Discussion link until the day that they are scheduled on the Course Calendar.

Quizzes: There will be five reading quizzes, one in each of the first five Learning Modules. There is no quiz during the week of the Final Exam. The quizzes will be located inside of the individual Learning Modules. Check course calendar for scheduled dates and deadlines for all quizzes.

Individual Assignments:

You will submit four (4) assignments. You will submit four (4) Critical Response Papers for Learning Modules 2, 3, 4, and 5. I will provide a set of guidelines on “How to Write a Critical Response Paper” as well as a set of questions to guide your analysis. Check course calendar for assignment due dates and deadlines.

Group Discussion Boards:

You will work in groups of five to six. Random groups will be generated the second week of class. These are permanent groups and no changes will be permitted. There will be four (4) *Group Discussion Boards* associated with Learning Modules 2, 3, 4, and 5, and participation in the group boards **is required**. You will find your Group Discussion Board Links embedded in the opening page of Learning Modules 2, 3, 4, and 5. Check course calendar for Group Discussion Board deadlines and due dates.

The grades will be divided as follows:

5 Quizzes: lowest quiz grade will be dropped (4 quizzes, each worth 100 points)

Individual Response Papers: (4 papers, each worth 100 points.)

Discussion Boards: (4 discussions, each worth 100 points.)

Final Exam: 100 points.

Total points: 1300

Grading Scale:

| | |
|---|--------------|
| A | 1,300-1,170 |
| B | 1,169-1,040 |
| C | 1,039-910 |
| D | 909-780 |
| F | 779 and less |

GRADUATE CREDIT FOR THIS COURSE: In order to obtain graduate credit for this course, you must satisfactorily complete a graduate level project with a topic and parameters approved beforehand by the course instructor.

- **Course Policies and Procedures**

[Course Policies and Procedures](#)

CLASS POLICIES:

1. You must check Blackboard daily for announcements and emails. If you fail to check Blackboard and you miss an important announcement or email you are responsible for the consequences.
2. You are provided with a separate Course Calendar that clearly defines all due dates and deadlines. Online learning is independent learning and you must be responsible enough to submit all work on time. I will not accept late work.
3. The only time that I will accept a late quiz or assignment is if the Blackboard System goes down. I have the ability to enter the system as both an administrator and as a student and I will know if there was a system failure. If there is a failure Blackboard provides me with a report stating so and then I can extend the deadline.

4. Your work schedule, military deployment, athletic events, travel, vacations, sick children, broken computer, lack of access to internet, etc. are not valid excuses for missing any work in this online course.

5. This is an upper division course and you will be penalized for poor writing skills. If you submit work that is riddled with spelling, grammar, and punctuation errors you will lose a significant number of points for that assignment. This could be the difference between a passing and failing grade so I strongly suggest that you utilize the spell check before submitting.

6. All modules and links are time released. This means that you will see modules and links on the dates that they are scheduled to open according to the Course Calendar. For example, if you have a quiz that opens on Thursday at 5:00 PM (MT) you will not see the quiz link until that Thursday at 5pm and the link will disappear promptly at 11:59 PM (MT) the following Friday. If you start the quiz at 11:50 PM on Friday the link will close at 11:59 PM and you will not receive credit for any unanswered questions. Again, I have the ability to track you in Blackboard so I will be able to see what time you opened any and all links.

7. Do not wait until the last minute to do your work. Technology has a way of tripping you up when you are racing against the clock.

8. If you are working from home you must ensure that you have all of the necessary software and that your browsers and software are up to date. If you do not have proper working equipment you will not be successful in an online class. You are responsible for seeing that all of your equipment and software are up to date or that you get yourself to a lab, library, etc. where you can meet the requirements of the class.

9. Blackboard works best with Google Chrome, and then Mozilla Firefox and Safari. Although it has been discontinued, stay away from Internet Explorer! For some reason Blackboard does not communicate well with Internet Explorer so avoid it. Microsoft Edge also has some issues. Additionally, it is very important that your Adobe Reader and Java software be up to date. All of your readings, lectures, and assignment sheets are (.pdf) files and require the latest version of Adobe Reader.

10. It is very important that you follow directions carefully. You must submit all of your work correctly. If you fail to properly submit your work you will not receive credit for the assignment. Here is an example of improperly submitting work: Student opens assignment link, copies/pastes their critical response then fails to click the **submit button**. They then move into

another part of Blackboard and the assignment is never submitted. Simple human error, but it will cost you a grade.

CLASS PROCEDURES:

Your **Learning Modules** will open Saturdays at 8:00 AM (MT). In the Learning Modules you will find a brief Introduction, the Lecture, Readings, Video(s), Quiz links, Assignment links, Discussion Board links, and any other pertinent information. Check the course calendar for all assigned readings and videos.

Quizzes:

Your quizzes are worth 100 points each. You have five (5) quizzes scheduled (see Course Calendar for quiz dates). They will be based on your readings and videos and they will consist of multiple choice, true/false, and/or short essay. They may be a combination of all three and are intended to assess your ability to keep up with the course materials. **Quizzes will be available on Thursdays at 5:00 PM (MT) until Friday at 11:59 PM (MT).** See Course Calendar for scheduled quizzes.

Your very first quiz is based on the *Syllabus, Course Policies and Procedures and Grading Rubric*, and the *Plagiarism* video. Be sure that you read the material and view the video thoroughly and carefully.

Individual Response Papers:

Individual Response Paper and Group Discussion Posts are due on Mondays by 11:59 PM (MT), see Course Calendar for assignment due dates.


Type a 500-word (min.) critical response to the articles and videos assigned for each Learning Module. A critical response is not a summary of your readings and

videos. A critical response makes important links between the sources and compares and contrasts the arguments being made by the author(s). I have placed a guideline for writing a critical response on the *Home Page* under the tab *Course Resources*.

Grading Rubric for Individual Response Assignments:

Each Individual Response paper is worth 100 points. Grading is based on the following: You will receive 0-85 points for your critical analysis. This is based on how well you understood the material and your ability to think critically about what you have just read and viewed. The remaining 15 points is based on your writing skills and this includes grammar, punctuation, and spelling. If you are having problems forming your critical analysis think about the following:

- What is the author's thesis (main argument) of the article? What is the main point of the video? **DO NOT write a summary or personal opinion piece. Analyze the material!**
- Do you agree or disagree with the author's/video's viewpoints? Why? Briefly explain and provide examples from one or both to support the stance you took.
- What are the conflicting viewpoints on this issue? Compare and Contrast the week's materials
- Can you identify further research directions for this topic?

- Can you make links, connections with either historical or contemporary events and/or examples that contribute to your analysis of the topic at hand?
- **To access a word document with additional guidelines click** [Accessibility score: Medium](#)
[Click to improve here.](#)  [here.](#) - [Alternative Formats](#)

Again, **I do not want a *summary* (recap of the material) of the readings/videos.** I have read and seen the material; I know what it is about. Also, just meeting the 500 word minimum does not guarantee a good grade-- quality matters.

Your paper should be original material. Do not submit material, in whole or in part, from another class. You will not be given credit for that material.

Type up your individual response in a Word document (**SAVE the file**) and **upload your response under the Assignment Link located in the Learning Module.** Read and follow instructions in Assignment Link very carefully!!! They may change from week to week. If you do not upload your assignment correctly you will not receive credit for the assignment.

After you submit your individual response as an assignment, copy/paste your response to your group Discussion Board Link. Your **Group Discussion Board** Links are located in the Learning Module.

Group Discussion Boards are in effect from the moment you post your first response until Friday evening at 11:59 PM (MT). Your grade

is dependent on your active participation throughout the week as well as on the quality of your post.

You should check the Discussion Boards often so that you can actively participate and earn the maximum grade.

The University Writing Center: The University Writing Center offers free synchronous online one-on-one writing assistance for UTEP Connect students. Graduate and undergraduate consultants work with writers on projects for a wide variety of classes and provide assistance during all parts of the writing process, including: prewriting, drafting, revising, and editing. Online assistance is available by appointment through the UWC's website (uwc.utep.edu). Most UWC consultants are bilingual Spanish and English speakers. Visit the UWC's website to learn more about the services they provide or to make an appointment for an online consultation. Online consultations take place during regular business hours (see website) and must be made at least one day in advance.

Grading Rubric for Discussion Boards:

Each Discussion Board is worth **100 points** and is graded as follows:

Posting before or by the deadline on **Monday at 11:59 PM (MT)** is worth **50 points**. You will lose 10 points for each day that you are late. (i.e. if you post your blog on Tuesday morning you will receive 40 points).

Discussion Boards are in effect from the moment that you post your blog and they run through Friday at midnight. You are expected to maintain your discussion board over this period and this means **posting daily** at your convenience. The remaining **50 points** are based on the quality and quantity of your ongoing discussion posts throughout the week.

The following is an approximate breakdown of how the posts are graded, assuming that the posts are quality

and consist of critical analysis and contribute to the discussion:

| | |
|---------------|------------|
| 1-2 posts | +5 points |
| 3-4 posts | +15 points |
| 5-6 posts | +25 points |
| 7-9 posts | +35 points |
| 10 plus posts | +50 points |

EXAMPLE: You post your initial response on time so you automatically earn 50 points. Then, you post 4 more times over the remainder of discussion week and that is worth +15 points according to the rubric above; therefore, you will earn a total of 65 points as a discussion grade for that particular discussion board.

BEWARE: Simply responding to a blog with “I agree” or “wow that’s interesting” is not considered quality. Neither is responding 20 times without any substance. You can provide 6+ quality posts and receive a very good score, but remember the word “quality” carries a lot of weight!

Additionally, if you post your response to the discussion board on time but disappear from the boards until Friday afternoon and then try to post 8 times you will not receive a passing grade! A passing discussion grade consists of discussion that begins once you post your individual response to the board and continues **DAILY AT YOUR CONVENIENCE** all the way through Friday.

Final Exam:

The final exam is comprehensive and will cover Modules 2, 3, 4, and 5. The final exam is available on Monday, May 3, 2021, at 5:00 PM (MT) through Thursday, May 6, 2021 at 11:59 PM (MT).

- **Course Calendar**

[Course Calendar](#)

Course Calendar: The Course Calendar is subject to minor changes. If any changes occur I will notify you ahead of time via *Course Announcements*.

On the first day of class, January 19, 2021, you will access the Course. The Home Page you see will consist of a brief introduction to the course as well as the Learning Modules.

You will also find a section entitled *Course Information* and within that section you will see a link entitled *Course Resources*. Here you will find the **Syllabus, Course Calendar, Course Policies and Procedures and Grading Rubric**. These materials are your road maps for the class and provide all relevant information necessary for successful completion of this online course. Study these materials very carefully as they provide all due dates and deadlines as well as the do's and don't's of the class.

Below *Course Resources* is a link entitled *Getting Started*. It includes information on student services and support.

Learning Module 1 – Introduction to Blackboard and Getting Started
January 19 to 22

Inside of this module you will find a link entitled “Lecture.” Click on it and read the page very carefully as it explains, in detail, what is expected of you for the first week of the course.

You must post an introduction to yourself in the ***The Miner's Lounge*** by Wednesday, January 20, 2021, at 11:59 PM (MT). The Miner's Lounge and Help Board are located under the *Communication Forum* on the Home Page.

You must also access the brief video entitled “**Plagiarism.**” The video is located in the Learning Module below the “This Week’s Assignment” link. This video provides very important information for writing and submitting assignments, especially in an online course. Please pay close attention to this information so that you avoid plagiarism at all cost.

Finally, for Week 1 you are also required to take the Syllabus/Plagiarism Quiz, which will be available Thursday, January 21, 2021, at 5 PM (MT) until Friday, January 22, 2021, at 11:59 PM (MT). The quiz is based on your reading of the Syllabus, Class Policies and Procedures, Grading Rubric, and the Plagiarism video.

The following information is very important!

The first week of the course is your opportunity to study the Syllabus, Course Policies and Procedures, and the Grading Rubric. Use this week to ask me any questions you have regarding course content as well as the class policies and procedures, **BUT, not technical issues!** I cannot provide technical support. For questions concerning the site and any technical questions or support you must contact Blackboard Help.

Learning Module 2 -- Emergence of Chicana/o Studies and Demographics

January 25 to February 5

Read – Ortega, “Introduction: Chicano Studies as a Discipline” and Panel on Hispanics in the United States, “Realms of Integration: Family, Work, Education, and Health”.

Video(s) – “Precious Knowledge”

Reading and Video Quiz: available on Thursday, February 4, 2021, at 5:00 PM (MT) through Friday, February 5, 2020, at 11:59 PM (MT).

February 8 to 12

Individual Response Paper is due on February 8, 2021, by 11:59 PM (MT). This assignment is designed to gauge your understanding of the week's readings and video(s). I have provided a guideline for writing a critical response paper, which is located in the *Home Page* under *Course Information* tab. As soon as you submit your assignment you need to copy/post that same response to your Group Discussion Board.

Group Discussion Boards are in effect from the moment you post your Individual Response Paper to your Group Discussion Board; however, the deadline to post your response to the group board is Monday, February 8, 2021, by 11:59 PM (MT). Once you post you will spend the remainder of the week, February 9 to 12, engaging your group members in discussion about each other's critical response to the week's readings and video(s).

Learning Module 3 – Manifest Destiny: Recreating the American Southwest

February 15 to 26

Read – Chávez, "Race, Manifest Destiny, and the U.S. War with Mexico" and Horsman, "Race, Expansion, and the Mexican War".

Video(s) – "Latino Americans"

Reading and Video Quiz: available on Thursday, February 25, 2021, at 5:00 PM (MT) through Friday, February 26, 2021, at 11:59 PM (MT).

March 1 to 5

Individual Response Paper is due on March 1, 2021, by 11:59 PM (MT). This assignment is designed to gauge your understanding of the week's readings and video(s). I have provided a guideline for writing a critical response

paper, which is located in the *Home Page* under *Course Information* tab. As soon as you submit your assignment you need to copy/post that same response to your Group Discussion Board.

Group Discussion Boards are in effect from the moment you post your Individual Response Paper to your Group Discussion Board; however, the deadline to post your response to the group board is Monday, March 1, 2021, by 11:59 PM (MT). Once you post you will spend the remainder of the week, March 2 to 5, engaging your group members in discussion about each other's critical response to the week's readings and video(s).

Learning Module 4 – Identity and Resistance in the 20th Century

March 8 to 26 (March 15 to 19: Spring Break)

Read – [Kaplowitz, “A League of American Citizens”](#) and De Leon and Griswold del Castillo, “Aztlán Rediscovered” (part 1 and 2).

Video(s) – “A Class Apart”

Reading Quiz: available on Thursday, March 25, 2021, at 5:00 PM (MT) through Friday, March 26, 2021, at 11:59 PM (MT).

March 29 to April 2

Individual Response Paper is due on Monday, March 29, 2021, by 11:59 PM (MT). This assignment is designed to gauge your understanding of the week's readings and video(s). I have provided a guideline for writing a critical response paper, which is located in the *Home Page* under *Course Information* tab. As soon as you submit your assignment you need to copy/post that same response to your Group Discussion Board.

Group Discussion Boards are in effect from the moment you post your Individual Response Paper to your Group

Discussion Board; however, the deadline to post your response to the group board is Monday, March 29, 2021, by 11:59 PM (MT). Once you post you will spend the remainder of the week, March 30 to April 2, engaging your group members in discussion about each other's critical response to the week's readings and video(s).

Learning Module 5-- Multicultural Diversity in the 21st Century

April 5 to 16

Read – Zaragosa Vargas, “Mexican Americans at the End of the Twentieth Century” and Jimenez, “Assessing Mexican Immigration”.

Video(s) – “Latino Americans: Promise and Peril”

Reading and Video Quiz: available on Thursday, April 15, 2021, at 5:00 PM (MT) through Friday, April 16, 2021, at 11:59 PM (MT).

April 19 to 23

Individual Response Paper is due on Monday, April 19, 2021, by 11:59 PM (MT). This assignment is designed to gauge your understanding of the week's readings and video(s). I have provided a guideline for writing a critical response paper, which is located in the *Home Page* under *Course Information* tab. As soon as you submit your assignment you need to copy/post that same response to your Group Discussion Board.

Group Discussion Boards are in effect from the moment you post your Individual Response Paper to your Group Discussion Board; however, the deadline to post your response to the group board is Monday, April 19, 2021, by 11:59 PM (MT). Once you post you will spend the remainder of the week, April 20 to 23, engaging your

group members in discussion about each other's critical response to the week's readings and video(s).


Learning Module 6 – Final Exam – The final exam is comprehensive and will cover Modules 2, 3, 4, and 5. The final exam is available on Monday, May 3, 2021, at 5:00 PM (MT) through Thursday, May 6, 2021 at 11:59 PM (MT).

The final exam will consist of 8 multiple choice/true and false, each worth 5 points for a total of 40 points. The exam also includes two essays which must be answered fully with multiple examples. The essays are worth 30 points each. To prepare to the essay questions you should study the major figures, ideas, and events. I would suggest that before you take the exam make sure that have allotted yourself enough time. Answering the essays will take some time and effort. Time limit is 90 minutes.

- **Course Resources**

Course Resources


[Accessibility score: Low Click to improve](#) [Critical Response Guidelines](#)  [Critical Response Guidelines - Alternative Formats](#)

[Accessibility score: Perfect Click to improve](#) [Example of Critical Response Paper](#)  [Example of Critical Response Paper - Alternative Formats](#)

- **VPN**

VPN

Virtual Private Network setup is a very useful tool for connecting with ease to UTEP resources (videos) outside the main campus. You avoid multiple log-ins if you set up the VPN.

- [Windows XP](#)
- [Accessibility score: Low Click to improve Windows 7.docx](#)  [Windows 7.docx - Alternative Formats](#)
- [Mac OSX](#)