

University of Texas at El Paso
EE 2369/ECE 2303: Digital Systems Design I ~TR 3:00PM-4:20PM
Fall 2023

CRN:12659

UGLC 220

Instructor Dr. Miroslava Barúa

E-mail mbarua@utep.edu

Office Engineering Building A-314 or virtually via Microsoft Teams

Office Hours Monday & Wednesdays 1:00PM-2:00PM,
Tuesdays 4:30PM- 5:30PM, or by appointment

REQUIRED COURSE MATERIALS


1. **Textbook: “Digital Design: with an Introduction to the Verilog HDL, VHDL, and System Verilog”**

Authors: M. Morris Mano and Michael D. Ciletti.

Edition: 6th Edition

Publisher: Pearson

ISBN-10: 9780134549897 **ISBN-13:** 978-0134549897



2. **Electronic Textbook from zyBooks → “Digital Systems Design I”**



- You need to subscribe (cost is **\$64**). **Click on our zyBooks link located in Blackboard (Do not** go to zyBooks website and create a new account)
- **To Subscribe:** follow the illustrated step-by-step instructions posted on “**How to register and access ZyBooks**” located inside the “**How to... {instructions}**” folder on our course Blackboard shell.



3. **Technology Requirements**

- **Access to our Blackboard (BB) shell**- Some course content will be delivered via the Blackboard Learning Management System (LMS). Here you will find course resources, announcements, link to virtual office, links to submit/participate in assessment activities using integrated tools such as direct access to our **ZyBook** and **Gradescope**.
- **Create PDF files** -- be able to create PDF files to upload assignments {*by converting directly from Word to PDF, use a scanner or use a scanning App*}
- Use of **@miners e-mail account** – all official class communication should be using this domain
- **Access to a laptop for in-class E-Exams** – Laptop should be enabled with **webcam** (integrated on device or external located on top of monitor), **microphone**, ability to install required software and reliable Internet access.
 - **Respondus LockDown Browser and Monitor** -- Students can download Respondus Lockdown Browser/Monitor to their laptop for free. Follow the installation instructions by clicking on the following link: https://www.utep.edu/technologysupport/ServiceCatalog/BB_Students.html

- **If needed, you can check out equipment from Library Room 300** --Stop by early in the semester to learn about their options according to your needs. **Visit this link for more details:** https://www.utep.edu/technologysupport/TSCenter/tsc_eqcheckout.html

	<p>Semester Laptop</p> <p>Dell Latitude</p> <p>Loan Period: Semester</p> <p>Specifications: Windows OS, Microsoft Office Professional, Lockdown Browser and Monitor, Teams, and VPN. You can install software yourself or get help from Technology Support.</p> <p>🔴 Semester laptop checkout is now available for currently enrolled fall students. No application required. Be sure to bring your UTEP ID.</p>
	<p>Short-term Laptop</p> <p>Dell Inspiron</p> <p>Loan Period: 7 Days</p> <p>Specifications: Windows OS, Microsoft Office Professional, Lockdown Browser and Monitor, Teams, and VPN. You can install software yourself or get help from Technology Support.</p>

- ✚ You must have access to these tools for content delivery, assignment submission, and to participate in assessment activities (quizzes and exams). **Detailed instructions for these tools can be found on the “How to...{instructions}” folder located on our course Blackboard shell.**

COURSE DESCRIPTION: What this class is about

In Digital Systems Design I you will learn about design and synthesis of digital systems using both combinational and sequential circuits. You will start by fully understanding and designing small scale integrated (SSI) systems and use modular design towards designing Medium Scale (MSI) and Large Scale (LSI) integrated systems. You will learn different design techniques and be able to verify your solutions with analysis techniques.

Prerequisite: One of {EE1305 or ECE1300 or CS 1301 or CS1401} with a grade of “C” or better.

Co-requisite: **EE 2169 (Lab for EE 2369)** or **ECE 2301 (Lab for ECE2303)**. Hardware projects and software simulation projects are performed in this lab associated with our class. Please note that the lab is 1 credit hour, and the grade for that lab is calculated **separately** from the grade in this class.

Students successfully completing this course will be able to:

1. Apply concepts of number systems to perform binary arithmetic and conversions
2. Analyze & synthesize digital circuits, both combinational & sequential
3. Design combinational circuits (binary adders, code converters, etc.) by using logic gates
4. Design sequential circuits (counters, registers, etc.,) by using flip-flops and other hardware
5. Design, simulate, implement and test digital circuits with hands-on (using physical devices) and with CAD tools
6. Solve engineering problems with the Algorithmic State Machines (ASM) technique
7. Design, simulate, and test digital circuitry using Verilog Hardware Description Language
8. Design, implement, and test digital circuitry by prototyping designs using the selected development system.

Grading & Course Assignments – How grade is calculated

Grading will be based on the standard scale:

90% >.....**A**

80% -89%.....**B**

70% -79%.....**C**

60% -69%.....**D**

Below 59%.....**F**

Your final grade is earned by your active participation and performance in the following components:


Course Grade Distribution	
Exam #1	24%
Exam #2	24%
Exam #3	24%
Homework and Quizzes	23%
Instructor Assessment	5%
TOTAL	100%

✚ **Exams:** There will be **three partial exams** (1, 2 and 3, all equally weighted) to assess your knowledge of the digital systems design techniques studied during each period of the course. You should use your own notes, homework problems, examples, reference materials, quizzes and handouts as your study guide for the exams. The use of calculators or other electronic devices is strictly prohibited during all exams/quizzes. **Refer to the associated “[Course Schedule](#)” for estimated exam dates. Official exam dates will be announced on a timely manner.**


- Please notice this course requires the use of **Respondus LockDown Browser** and Respondus Monitor (webcam and microphone) **for in-class E-Exams**. You will be asked to provide your official UTEP ID and credentials to be allowed to take the exam. Take the practice test in advance to avoid technical difficulties at the time of the exams. Review the Test Proctoring Software Policy (located below on syllabus in the Policies section)
- **No exam score will be dropped;** however, if you need/have to **replace** a low score in one of the partial exams, you will have the **option to take a comprehensive final exam** (all chapters in the semester). Be aware that inherently a comprehensive exam will be more difficult and that **you must have taken all 3 exams to qualify for this option.**
 - If you **miss** an exam **without** having an approved excuse, it will be graded with a “zero” in that exam and you will **not qualify** to replace it.
 - **If** there is an **extenuating circumstance** that can cause a student to miss **one** examination, student must **notify instructor immediately**. **If** the circumstance warrants an excused absence approved by the instructor, student will qualify to take a COMPREHENSIVE exam at the end of the semester to **replace** that **one** missed exam. Such student must have taken the other two exams to qualify for this replacement.

If you qualify and wish to take the comprehensive final, you will **have to notify the instructor** about your intention of taking such exam (more details later in the semester).





 **Homework:** A portion of your content mastery depends on completion of homework assignments, so make sure you understand and can solve all the problems by yourself. Remember you can ask questions and seek immediate assistance from the different resources. You are responsible for doing the homework, even though **it may or may not be collected**. Homework assignments will include:

- **Problem sets** – Series of problems will be assigned for you to practice your design and analysis skills. When these problem sets are collected, **you must submit them by scanning and uploading your work to GRADESCOPE as a single PDF file**. Good homework presentation ~ including neat/legible PDF scanned files~ are **expected and required**. To be able to receive full credit, each homework **must have a cover sheet** (with **Student's Name, course CRN number, Assignment number and Due date**), **problems should be presented in the same order as listed on the assignment instructions and final answers clearly marked with a box around it**.
- **Reading assignments** → Read the assigned sections from the textbook, reference materials and from our **ZyBooks** electronic book (refer to '**Course Schedule**' for reading sequence). The sections corresponding from **ZyBooks** will include interactive "participation and challenging activities" which **will count towards your grade**. You **MUST** click on the corresponding ZyBook Assignment **links** posted on Blackboard in order to *submit* your work and have your grade appear in the gradebook. To give students extra time, *most* weekly ZyBook assignments will be due by **Sunday's at 11:59PM**. Refer to **official deadlines stated on each assignment**.
- **All homework assignments** must be completed by the posted **deadline**. Late homework will only be accepted in the case of illness or an emergency; you are responsible for notifying me as soon as possible (ideally **before the deadline**) of the situation (illness or emergency) necessitating late submission of homework. **Lowest homework score will be dropped**.

 **Quizzes:** A portion of your grade may come from quizzes so make sure to be well prepared for them on a timely manner. Quizzes will assess your completion and understanding of homework assignments (based on problem sets and reading) as well as your basic understanding of the class material. The intention of the quizzes is to encourage you to stay on track with the class material. Please note that:

- **No make-up quiz will be given;** however, your **lowest quiz score will be dropped**.
- Quizzes will be administered on paper or using **Gradescope**, so make sure you know how to use this tool (refer to the '**How to...{instructions}**' folder) and how to access it using your electronic devices.

 **Instructor Assessment:** this assessment is based on your **active participation** in all the course activities: quizzes, homework, completion of reading assignments and in-class participation. Each of these activities will be given point values that add up to the total *instructor assessment* portion of your grade. Because these activities are designed to contribute to your learning each week, they **cannot be made up** after their due date has passed.

 **Extra credit: If needed,** extra credit may be assigned to the ENTIRE CLASS ONLY. No individual can request to present work for extra credit. When needed, optional questions/challenge problems will be added to assignments, quizzes or exams that will count as extra credit.

Course Schedule: This information is available on Blackboard as separate document highlighting topic sequence, key assignments, important dates and activities. **Document is subject to changes at the discretion of the instructor to adapt to the needs of the class.**

COURSE COMMUNICATION and LEARNING ENVIRONMENT

Office Hours: You are highly encouraged to interact and talk one-on-one with me about your questions and comments related to the course. You can either stop by my physical office located at room **A-314** or connect via the virtual office conveniently accessible from anywhere using **Microsoft Teams** (all you need to do is click on the access link located on our home page on Blackboard). **I will be available during the posted times.** Please send me an email if you have schedule conflict and need to **make an appointment** to meet with me outside the posted office hours. Please notice you can also seek assistance by contacting a member of our EE2369 instruction team (Lab TAs)



E-mail Communication: Send all your class related e-mails to mbarua@utep.edu. Due to high volume of emails received, please be patient and be certain that I will make every attempt to respond to your email within 24-48 hours of receipt (usually much sooner but do not wait until the last minute to send me a message about something that is due in a few hours or the next day because - due to response window- my response may not get back to you on time). **Make sure** the message's subject description has prefix "**EE2369~TR3:00PM**" followed by the rest of the message's subject (Example: "**EE236~TR3:00PM: Question about homework**"). In body of email, clearly state your question. All this will **help receive a quicker response time!** Send all messages **from your Miners account** and **include your name.**

Announcements: Check the Blackboard announcements for any updates, deadlines, or other important messages.

Classroom Etiquette/ Student Conduct: Remember that you must be courteous, respectful and professional in the way you address others. Therefore, please keep these guidelines in mind (*failure to observe them may result in disciplinary action*):

- Respect and courtesy must be provided to classmates, TAs and instructor at all times. No harassment will be tolerated.
- Blackboard is **not** a public internet venue. **Whatever is posted in these online spaces is intended for classmates and instructor only.** Please do not copy documents and paste them to a publicly accessible website, blog, or other space. If students wish to do so, they have the ethical obligation to first request the permission of the writer(s).

COURSE AND UNIVERSITY POLICIES:

COPYRIGHT STATEMENT FOR COURSE MATERIALS: All materials used in this course (such but not limited to assignments, exams, quizzes, handouts, etc) are protected by copyright law. The course materials are only for the use of students currently enrolled in this course and only for the purpose of this course. **You may not further disseminate (i.e., share, send or post) any class materials/resources outside of this course. Doing so may result in disciplinary action**

MAKE-UP WORK POLICY: Make-up work will be given only in the case of a documented emergency, so please contact me immediately. Note that make-up work may be in a different format than the original work. If you miss an assignment and the reason is not considered excusable, you will receive a zero. It is therefore important to reach out to me—in advance if at all possible—and explain why you missed a given course requirement. Once a deadline has been established for make-up work, no further extensions or exceptions will be granted.

COURSE DROP POLICY: According to UTEP Curriculum and Classroom Policies, “When, in the judgment of the instructor, a student has been inactive to such a degree as to impair his or her status relative to credit for the course, the instructor may drop the student from the class”. If you have a large number of missed assignments, you may be dropped from the course. The grade that you will receive will be a “W” before the **course drop deadline** and a grade of “F” **after the course drop deadline**. If you feel that you are unable to complete the course successfully and you need to **drop this class**, please contact the [Registrar's Office](#) to initiate the drop process before the **Drop Deadline on Nov 3th**. If you cannot complete this course for whatever reason, please contact me. Disappearing without formally dropping a course or withdrawing from the University, will result in a zero on each assessment activity you miss thereafter and will ultimately result in you receiving a grade of “F” at the end of the semester.

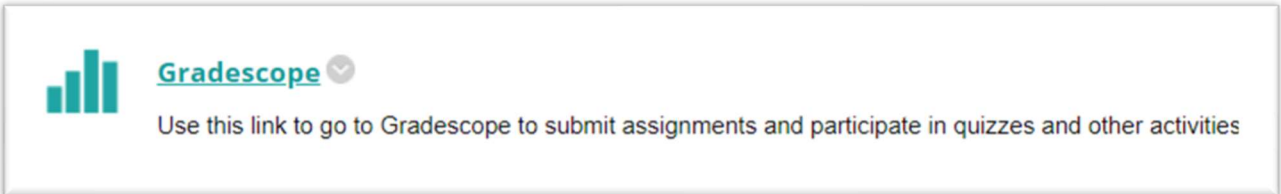
INCOMPLETE GRADE POLICY: Incomplete grades may be requested only in exceptional circumstances after you have completed at **least half of the course requirements**. Talk to me immediately if you believe an incomplete is warranted. If granted, we will establish a contract of work to be completed with deadlines.

ELECTRONIC DEVICES POLICY: Use an internet connected device to access course resources, participate in assessment activities (such as submitting homework, quizzes, etc) using the appropriate tools within Blackboard.

TECHNICAL DIFFICULTIES POLICY: I strongly suggest that you submit your work with plenty of time to spare in the event that you have a technical issue with the course website, network, and/or your computer. I also suggest you save a copy of all submitted/uploaded work. If you are experiencing difficulties, please contact UTEP's technical support and email if necessary.

Technical Support: Please follow the link for [Blackboard Student Orientation](#) to review/learn how to submit assignments, review feedback/grades, etc. If you need technical support with Blackboard, please contact UTEP's Help Desk at (915)747-4357 (HELP), helpdesk@utep.edu. For help with equipment, internet access and tech support please visit <https://www.utep.edu/technologysupport/>

GRADESCOPE: For assessment activities, paper-based and handwritten assignments, you will need to scan copies of your pages and save them as a PDF before submitting through [Gradescope](#). This tool will be accessible by clicking on the link located on our Blackboard home page (tool link is illustrated below)



SCHOLASTIC INTEGRITY/ACADEMIC HONESTY:

Academic dishonesty is prohibited and is considered a violation of the UTEP Handbook of Operating Procedures. Any form of academic dishonesty will not be tolerated. "Plagiarism" is the unattributed use of someone else's work – coming from a classmate's, a website's, even a teacher's from another course. In accordance with University regulations, scholastic dishonesty on a given assignment **will** be subject to disciplinary action and **will** be referred to the Office of Student Conduct and Conflict Resolution (OSCCR). **Dishonesty/cheating/plagiarizing may result in a zero on the assignment, an "F" in the course, or even suspension from the university.** If you need assistance with your assignments, please consult authorized sources of help. For more information on Scholastic Dishonesty and/or Plagiarism, consult the Handbook of Operating Procedures: Student Affairs, which is available in the Office of Student Life or visit [HOOP: Student Conduct and Discipline](#).

ACCOMMODATIONS POLICY ~ Center for Accommodations and Support Services (CASS): The University is committed to providing reasonable accommodations and auxiliary services. Students requiring unique accommodations **must** contact and register with the **CASS** office and make sure to **talk to the instructor at the beginning of the semester to discuss necessary arrangements**. The CASS office may be contacted at 747-5148, cass@utep.edu or go to Room 106 Union East Building.

COVID-19 Precautions

Please stay at home if you have been diagnosed with COVID-19, and send me an **email as soon as possible**. If you are experiencing symptoms, it is recommended that you get tested immediately and wear a mask or face covering. COVID-19 testing options are available for free on campus for registered students. For updated information about **on-campus testing** visit: <https://www.utep.edu/chs/covid-testing/index.html>

COVID-19 Illness Reporting: For the safety of the campus community, it is very important to be informed. If you have any questions or concerns about COVID-19, you can contact UTEP EH&S at covidaction@utep.edu. For updated information about reporting visit: <https://www.utep.edu/ehs/covid/>

What you need to do to be successful in this course

Prepare in advance: In order to be successful, each student must be proactive in using all the resources (physical textbook, electronic book and reference material) related to the current and upcoming topics, understand your homework, and complete any other assignment **BEFORE the deadline**.

Tips for Success in this class:

1. Be **organized**, keep your notes in order, stay on schedule and prioritize your time.
2. Visit the class Blackboard shell and read UTEP e-mail to avoid missing important announcements or deadlines.
3. **Read ahead** from both the electronic and physical book by following the topic sequence as denoted in the '**Course Schedule**'. As you read, **take notes** and make summaries in your own handwriting (research shows handwriting has a better effect on your memory). All of this will help you study for assessment activities.
4. Be proactive and **meet all the deadlines**. Try to finish your **assignments early** (this will help in case something unexpected comes up). Make sure to understand how to solve these assignments as they are there to help you prepare!
5. Visit instructor during office hours if you need assistance, or use e-mail to set up an appointment. Remember to also seek assistance from our Lab TAs.
6. Start your success by not falling behind! You need to **be proactive** about meeting your education goals.
7. Remember that the grade you get is the grade you earn through your work. **It is up to you to monitor your own performance and adjust your efforts on a timely manner** if you find that you are falling behind on your grades.

Important Dates

August 28 th	Fall classes begin
September 13 th	Census Day
Nov 3 rd	Drop/Withdrawal Deadline

Nov 23 rd -24 th	<i>Thanksgiving Holiday – No Classes</i>
Dec 7 th	Last day of classes
Dec 8 th	Dead Day
Dec 14 th	Comprehensive Final Exam (optional, refer to syllabus for details) @4:00PM-6:45PM

UTEP Student Resources: Where to go for assistance

UTEP provides a variety of student services and support:

Technology Resources

- UTEP **Help Desk**: Students experiencing technological challenges (email, Blackboard, software, etc.) can submit a ticket to the UTEP Helpdesk for assistance. Contact the Helpdesk via phone at (915)747-4357 (HELP), email to helpdesk@utep.edu, go to their website, chat, or by visiting their offices.

Academic Resources

- **UTEP Library**: Access a wide range of resources including online, full-text access to thousands of journals and eBooks plus reference service and librarian assistance for enrolled students.
- **University Writing Center (UWC)**: Submit papers here for assistance with writing style and formatting, ask a tutor for help and explore other writing resources.
- **Math Tutoring Center (MaRCS)**: Ask a tutor for help and explore other available math resources.

Individual Resources

- **Military Student Success Center**: Assists personnel in any branch of service to reach their educational goals.
- **Center for Accommodations and Support Services**: Assists students with ADA-related accommodations for coursework, housing, and internships.
- **Counseling and Psychological Services**: Provides a variety of counseling services including individual, couples, and group sessions as well as career and disability assessments.

COVID-19 Resources

- UTEP COVID-19 website: <https://www.utep.edu/ehs/covid/>
- UTEP COVID-19 Testing: <https://www.utep.edu/chs/covid-testing/index.html>
- UTEP Counseling and Psychological Services: 747-5302 or CAPS@utep.edu
- UTEP Student Health and Wellness Center: <https://www.utep.edu/chs/shc/>
- El Paso Strong statistics website: <http://epstrong.org/>