

The University of Texas at El Paso
 The Department of Theater and Dance
Rendering for the Theatre CRN 18126
 FACE-TO-FACE COURSE SYLLABUS Fall 2024

College of Liberal Arts Land Acknowledgements

As members of the University of Texas at El Paso community, we acknowledge that we are meeting on unceded Indigenous land. We would like to recognize and pay our respects to the Indigenous people with long ties to the immediate region: Lipan Apache, Mescalero Apache, Piro, Manso, Suma, Jumano, Ysleta del Sur Pueblo, Piro/Manso/Tiwa Indian Tribe of the Pueblo of San Juan de Guadalupe, and Tortugas Pueblo. We also acknowledge the nations whose territories include present day Texas: the Carrizo & Comecrudo, Coahuiltecan, Caddo, Tonkawa, Comanche, Alabama-Coushatta, Kickapoo, and the peoples of Chihuahua and northern Mexico from whom most/many of our students descend, such as the Rarámuri, Tepehuan, Wixarrika and Nahuatlaca peoples. Finally, we recognize all the American Indian and Indigenous Peoples and communities who have been or have become a part of these lands and territories here in Paso del Norte, on Turtle Island. The University of Texas at El Paso honors your history and cultures, and we seek greater awareness of the myriad ways in which your legacy can guide us in fruitful partnerships and mutually fulfilling relationships.

Course Information

Instructor: Leticia Delgado, Assistant Professor of Costume Design

Delivery Method: In-person Tuesday & Thursday 10:30am-11:50am

Classroom Location: Fox Fine Arts D271

Written Communication: e-mail ldelgado4@utep.edu

Phone Number: (915) 747 7853

Office Location: Fox Fine Arts- Back of Costume Shop- D271A



Office Hours: Face-to-Face: Mon.12:30pm -1:30pm & Thurs. 1:00pm-2:30pm by appointment




- Virtual: by appointment only with advance notice

COURSE DESCRIPTION: This course covers various theatrical rendering techniques for costume, hair/makeup, scenic, props, lighting design. The elements of design and the principles of art are integrated throughout the course and practiced in various media pertinent to the field. The focus is on expanding visual skills and familiarizing students with the techniques of theatrical artists as well as the many ways to create in the field of design. Students are encouraged to develop their own individual style and produce professional portfolio-ready works of art.

COURSE OBJECTIVES AND UTEP EDGE ADVANTAGES

By the end of the course, students will be able to:

<u>Student Learning</u>	<u>Outcome/ADVANTAGE</u>
Demonstrate the ability to consider different points of view and to work effectively with others to support a shared purpose or goal	 Teamwork Skills
Draw on existing knowledge bases (design & art) to create individualized methods of artistic expression	 Critical Thinking Skills

Engage as a community of artists who dialogue with each other via visual means and respectful verbal communication	 Communication Skills
Address and express individual Representation, empathy and global understanding	 Social Responsibility
By actively participating and successfully completing assignments, students will build self-assurance in their abilities to tackle academic and real-world challenges.	 Confidence

The following art materials are required: *Please refer to the blackboard site for links and suggestions in various price points. * Denotes items needed by Tues. Sept. 3, 2024*

- Drawing pencil set* (variety of hardness, charcoal, white eraser, kneaded eraser, personal sharpener /blending stomp)
- Sketchbook*: 60-70 page minimum, can be 9 x12 but no larger than 11x14
- 12 to 24pc Set of color pencils* (Prismacolor or equal quality)
- burnishing pencil/blender kit
- 12 to 24pc marker set*(Prismacolor or equal quality)
- 12 to 24pc acrylic tube set (quality) optional
- 6-12 count compressed chalk pastel
- Higgins or any quality India ink in sepia or black
- Watercolor paper pad 9 by 12 or 11 by 14
- Bristol vellum pad 9 by 12 or 11 by 14
- Watercolor/ Gouache set and paint brushes (rounds w/a few flats)
- Ink wash round brush
- small portable paint palette
- Water container w/lid preferred
- Paint brush cleaner
- Supply carrier (tackle or toolbox) & simple folio (to turn in work)

ASSIGNMENTS, GRADING & POINT DISTRIBUTION Assignments will all have a description page that will be distributed in class and then uploaded/opened on the class blackboard site. Complete *assignment explanation will take place in class*, as most assignments correlate to the lecture -demonstrations. Each description page will include due dates, point breakdowns, rubrics, and total assignment weight. Should you have a question, email me immediately. This is an art class. You will be expected to create, explore, and produce many pieces of art. Some will be process oriented, but all cover skills needed as a successful artist. Try your hardest but come to me if you need help. Producing art is very personal. Stay calm and try to give yourself a bit of grace.

Grade scale: A=700-650 B=649- 580 C=579-420 D=419-360 Below 359=F

Assignments	Points
Attendance & Cleanup	40
Participation & Growth Assessments	40
VALUE SCALES (GRAPHITE & MARKER)	50

COLOR WHEEL/PIGMENT GRADIENT	50
FIGURES FOR THE THEATRE	50
TEXTURE AND PATTERN	70
COSTUME SKETCHES & RENDERINGS	75
PERSPECTIVE SKETCHES & RENDERINGS	75
SKETCHBOOK(2 checkups)	150
FINAL PROJECT	100

TECHNOLOGY REQUIREMENTS

Some course content is delivered via the Internet through the Blackboard learning management system. Ensure your UTEP e-mail account is working and that you have access to the Web and a stable web browser. Google Chrome and Mozilla Firefox are the best browsers for Blackboard; other browsers may cause complications. When having technical difficulties, update your browser, clear your cache, or try switching to another browser.

You will need to have access to a computer/laptop. You will need to download or update the following software: Microsoft Office, Adobe Acrobat Reader, Windows Media Player, QuickTime, and Java. Check that your computer hardware and software are up-to-date and able to access all parts of the course. Word-processing software is available to download Word and other Microsoft Office programs (including Excel, PowerPoint, Outlook and more) for free via UTEP's Microsoft Office Portal. Click the following link for more information about [Microsoft Office 365](#) and follow the instructions.

IMPORTANT: If you encounter technical difficulties beyond your scope of troubleshooting, please contact the UTEP [Technology Support](#) as they are trained specifically in assisting with technological needs of students. Please do not contact me for this type of assistance. The Help Desk is much better equipped than I am to assist you.

COURSE COMMUNICATION:

- Office Hours: I will have *office hours* for your questions and comments about the course. My office hours are in-person and *are listed at the top of the syllabus*. You can request a virtual meeting, **no less than 24 hrs. in advance**. I will send you a Zoom link.
- Email: UTEP e-mail is the best way to contact me. I will make every attempt to respond to your e-mail within 24 hours of receipt between 7am-8pm. When e-mailing me, be sure to email from your UTEP student e-mail account. List *rendering class question* in the subject matter area of the email. In the body of your e-mail, clearly state your question. At the end of your e-mail, be sure to put your first and last name.
- Announcements: Check the Blackboard announcements frequently for any updates, deadlines, or other important messages. Please check your UTEP email regularly too.

ATTENDANCE AND PARTICIPATION

Our class meetings are in-person in the Fox Fine Arts, Room D271, every Tuesday and Thursday from 10:30 am to 11:50 pm, beginning August 27 through December 7.

Attendance in the course is twofold. It is determined by in class participation in the learning activities of the course and your physical presence. Your participation in the course is important not only for your

learning and success but also to create a community of learners and collaborative artists. Participation is determined by the completion of the following activities:

- Reading/Viewing all course materials to ensure understanding of assignment requirements
- Participating in engaging discussions with your peers
- Completing all daily activities(drawing) in a timely manner

Because these activities are designed to contribute to your learning each week, they cannot be made up after their due date has passed.

Classroom Discussion Etiquette & Guidelines

- **This is a public discussion, not a debate.** The purpose is *not* to win an argument, but to hear many points of view and explore many options and solutions.
- **Everyone is encouraged to participate.** You may be asked to share what you think, or we may ask for comments from those who haven't spoken. It is always OK to "pass" when you are asked to share a comment.
- **No one or two individuals should dominate a discussion.** If you have already voiced your ideas, let others have an opportunity. When you speak, be brief and to the point.
- **One person speaks at a time.** Refrain from side conversations. Pay attention to the person speaking. If you think you will forget an idea that comes to mind, write it down.

- **Listen to and respect other points of view.**
- **Do your best to understand the pros and cons of every option,** not just those you prefer. Be as objective and fair-minded as you can be.
- **Seek first to understand, not to be understood.** Ask questions to seek clarification when you don't understand the meaning of someone's comments.

ILLNESS PRECAUTIONS

Please stay home if you have symptoms of a communicable illness. If you are feeling unwell, please let me know as soon as possible (preferably via email or phone before class), so that we can work on appropriate accommodations. I do require a doctor's note to makeup work.

EXCUSED ABSENCES & COURSE DROP POLICY According to UTEP Catalog, "At the discretion of the instructor, a student can be dropped from a course because of excessive absences or lack of effort. A grade of "W" will be assigned before the course drop deadline and a grade of "F" after the course drop deadline." See Policies and Regulations in the UTEP Undergraduate Catalog for a list of excuse absences. Therefore, if I find that, due to non-performance in the course, you are at risk of failing, I will drop you from the course. I will provide 24 hours advance notice via email. **OR** I will not drop you from the course. However, if you feel that you are unable to complete the course successfully, please let me know and then contact the [Registration and Records Office](#) to initiate the drop process. If you do not, you are at risk of receiving an "F" for the course.

DEADLINES, LATE WORK, AND ABSENCE POLICY

Assignments

- Most, if not all your work will have to be handed in during a class period (possible physical copy by 5pm). It is your artwork that I will be scoring, and a digital scan may not always work or present properly.
- Some writing assignments will be due at midnight (11:59 PM) via Blackboard. No late work will be accepted if the reason is not considered excusable.

MAKE-UP WORK Make-up work will be given *only* in the case of a *documented* emergency. Note that make-up work may be in a different format than the original work, may require more intensive preparation, and may be graded with penalty points. If you miss an assignment and the reason is not considered excusable, you will receive a zero. **It is therefore important to reach out to me—in advance if possible—and explain with proper documentation why you missed a given course requirement.** Once a deadline has been established for make-up work, no further extensions or exceptions will be granted.

***Know thyself: 1 class day extension is available. Please email 2 weeks before the due date- stating the need.*

ALTERNATIVE MEANS OF SUBMITTING WORK IN CASE OF TECHNICAL ISSUES Most of your work will have to be turned in to me in hard copy form because it is artwork. If you cannot come to class and your reach out to me in advance, I may allow a high-quality scan or picture. Some work will be submitted online. Submit your online work with plenty of time to spare in case you have a technical issue with the course website, network, and/or your computer. I also suggest you save all your work (answers to discussion points, quizzes, exams, and essays) in a separate Word document as a backup. This way, you will have evidence that you completed the work and will not lose credit. If you are experiencing difficulties submitting your work through Blackboard, please contact the UTEP Help Desk. You can email me your backup document as a last resort.

INCOMPLETE GRADE POLICY Incomplete grades may be requested only in exceptional circumstances after you have completed at least half of the course requirements. Talk to me immediately if you believe an incomplete is warranted. If granted, we will establish a contract of work to be completed with deadlines.

ACCOMMODATIONS POLICY The University is committed to providing reasonable accommodations and auxiliary services to students, staff, faculty, job applicants, applicants for admissions, and other beneficiaries of University programs, services and activities with documented disabilities in order to provide them with equal opportunities to participate in programs, services, and activities in compliance with sections 503 and 504 of the Rehabilitation Act of 1973, as amended, and the Americans with Disabilities Act (ADA) of 1990 and the Americans with Disabilities Act Amendments Act (ADAAA) of 2008. Reasonable accommodations will be made unless it is determined that doing so would cause undue hardship on the University. Students who become pregnant may also request reasonable accommodations, in accordance with state and federal laws and regulations and University policy. Students requesting an accommodation based on a disability must register with the UTEP Center for Accommodations and Support Services (CASS). To make a request, please register with the UTEP Center for Accommodations and Support Services (CASS). Contact CASS at 915-747-5148, email them at cass@utep.edu, or apply for accommodations online via the CASS portal.

SCHOLASTIC INTEGRITY Academic dishonesty is prohibited and is considered a violation of the UTEP Handbook of Operating Procedures. It includes, but is not limited to, cheating, plagiarism, and collusion. Cheating may involve copying from or providing information to another student, possessing unauthorized materials during a test, or falsifying research data on laboratory reports. Plagiarism occurs when someone intentionally or knowingly represents the words or ideas of another as one's own. Collusion involves collaborating with another person to commit any academically dishonest act. Any act of academic dishonesty attempted by a UTEP student is unacceptable and will not be tolerated. All suspected violations of academic integrity at The University of Texas at El Paso must be reported to the [Office of Community Standards](#) for possible disciplinary action. To learn more, please visit [HOOP: Student Conduct and Discipline](#).

***GUIDANCE ON ARTIFICIAL INTELLIGENCE**

AI prohibited

Use of AI technologies or automated tools, particularly generative AI such as ChatGPT or DALL-E, is **not allowed** for assignments in this class. Each student is expected to use critical and creative thinking skills to complete tasks and not rely on computer-generated ideas. Any direct use of AI-generated materials submitted as your own work will be treated as plagiarism and reported to the [Office of Community Standards](#).

AI allowed only with prior permission from instructor

Use of AI technologies or automated tools, particularly generative AI such as ChatGPT or [DALL-E](#), is **only allowed with approval from the instructor BEFORE being used**. Without permission, you will be expected to think creatively and critically to complete assignments without assistance from these tools.

If given permission to use any of these tools, students must properly cite and give full credit to the program used upon submission of every relevant assignment. For example, text generated using ChatGPT must be cited:

Chat-GPT(version). Date of query (year/month/day). "Text of your query."
Generated using OpenAI. <https://chat.openai.com/>

*A short paragraph describing how the tool(s) was/were used for the assignment must be included.

Using AI for brainstorming

Some AI technologies or automated tools, particularly generative AI such as ChatGPT or DALL-E, can be beneficial during the early brainstorming stages of an activity, and you are welcome to explore them for that purpose. *However, keep in mind that AI-generated ideas are not your own and may hinder your ability to think critically and creatively about a problem. It is also important to remember that these technologies often "hallucinate" or produce materials and information that are inaccurate or incomplete—even providing false citations for use.*

That said, you are not allowed to submit any AI-generated work in this course as your own. If you use any information or materials created by AI technology, you are required to cite it like you would any other source. Consider how this will affect your credibility as a writer and scholar before doing so. Any direct use of AI-generated materials submitted as your own work will be treated as plagiarism and reported to the [Office of Community Standards](#).

PLAGIARISM DETECTING SOFTWARE Some of your course work and assessments may be submitted to SafeAssign, a plagiarism detecting software. SafeAssign is used to review assignment submissions for originality and will help you learn how to properly attribute sources rather than paraphrase.

COURSE RESOURCES: UTEP provides a variety of student services and support:

Technology Resources

- [Help Desk](#): Students experiencing technological challenges (email, Blackboard, software, etc.) can submit a ticket to the UTEP Helpdesk for assistance. Contact the Helpdesk via phone, email, chat, website, or in person if on campus.

Academic Resources

- [UTEP Library](#): Access a wide range of resources including online full-text access to thousands of journals and eBooks plus reference service and librarian assistance for enrolled students.
- [University Writing Center \(UWC\)](#): Submit papers here for assistance with writing style and formatting, ask a tutor for help and explore other writing resources.
- [Math Tutoring Center \(MaRCS\)](#): Ask a tutor for help and explore other available math resources.
- [History Tutoring Center \(HTC\)](#): Receive assistance with writing history papers, get help from a tutor and explore other history resources.
- [RefWorks](#): A bibliographic citation tool; check out the RefWorks tutorial and Fact Sheet and Quick-Start Guide.
- [The Miner Learning Center](#): Join peer-led study sessions in person or online to review content and discover study strategies in core curriculum courses.
- [UTEP Edge](#): UTEP's cross-campus framework for student success and empowerment – develops students' assets through high-impact experiences made possible by the expertise and dedication of faculty, staff, alumni, and community partners.

Individual Resources

- [Student Success Help Desk \(SSHD\)](#): Students experiencing challenges or obstacles to academic success including registration, financial, food, housing, and transportation resources may submit a ticket request assistance to studentsuccess@utep.edu
- [Military Student Success Center](#): Assists personnel in any branch of service to reach their educational goals.
- [Center for Accommodations and Support Services](#): Assists students with ADA-related accommodations for coursework, housing, and internships.
- [Counseling and Psychological Services](#): Provides a variety of counseling services including individual, couples, and group sessions as well as career and disability assessments.
- [UTEP Food Pantry](#): Non-perishable food items are available to students who are currently enrolled in classes. Bring a Miner Gold Card to Memorial Gym, Room 105, Monday through Friday, 10 a.m. to 2 p.m.

Rendering Class Calendar(subject to change)

Bring materials daily. We will draw every class meeting

WEEK	DATE	SUBJECT	ASSIGNMENT DUE
1	8/27 & 8/29	syllabi/class structure; drawing self-assessment;	Assessments
2	9/3 & 9/5	elements of design readings; value scales; line & shape	graphite value scales
3	9/10 & 9/12	human figure; form & dimension(LIGHT)	Gesture drawings
4	9/17 & 9/19	Color (pencils) & watercolor	Color pencil
5	9/24 & 9/26	charcoal & pastel Watercolor	primary & secondary watercolor value scales
6	10/1 & 10/3	watercolor	Sketchbook (Checkup)
7	10/8 & 10/10	Texture, Pattern: Marker and Ink Perspective readings begin	
8	10/15 & 10/17	Perspective for the theatre readings	Texture/Pattern due
9	10/22 & 10/24	Scenic/ space: Marker and Ink	Scenic 1 pt perspective sketches
10	10/29 & 10/31*	Costume rendering for the theatre (reading)	Scenic renderings
11	11/5 & 11/7*	Costume and the human form	Sketchbook (Checkup 2) Costume sketches
12	11/12 & 11/14	Mixed media	
13	11/19 & 11/21	Watercolor & Marker revisited	Costume renderings
14	11/26	Lab/Turkey & family	
15	12/3 & 12/5	SCENOGRAPHY work	Sketchbooks DUE IN CLASS
16	12/12	Final	Final