

Printmaking VI

Printmaking VI

PRNT 4305, CRN 11375, Section 001

Class Hours: 1:30 - 4:20 pm, Monday and Wednesday, Rooms 151 and 264 FOXA

Optional Text: "Printmaking: A Complete Guide to Materials & Process", Fick and Grabowski, 2nd Edition

COVID-19 Safety Information

Please stay home if you have been diagnosed with COVID-19 or are experiencing COVID-19 or flu-like symptoms. If you are feeling unwell, please let me know as soon as possible via email. If you have tested positive for COVID-19, you are encouraged to report your results to covidaction@utep.edu, so that the Dean of Students Office can provide you with support and help with communication with your professors. The Student Health Center is equipped to provide COVID-19 testing.

The Center for Disease Control and Prevention recommends that people in areas of substantial or high COVID-19 transmission wear face masks when indoors in groups of people. The best way that Miners can take care of Miners is to get the vaccine. If you still need the vaccine, it is widely available in the El Paso area, and will be available at no charge on campus during the first week of classes. For more information about the current rates, testing, and vaccinations, please visit epstrong.org.

During the current pandemic situation, protective face coverings are strongly recommended. You are encouraged to wear a face mask especially when indoors and during class. Masks should fit securely over the mouth and nose. You are also encouraged to wash your hands frequently or use a hand sanitizer.

When using the print lab in class or during lab hours, wipe down your personal work areas before and after use. Cleaning materials will be available in the lab. Wear gloves and clean your hands frequently when using common materials and equipment like presses, blankets, rollers, exposure unit, acid baths, blotters, large rulers, paper cutters, etc. Use common sense. Do not touch your face eyes or mouth, especially after contact with common use materials and equipment.

Be aware that Information missed during an absence is the sole responsibility of the student. It is the student's responsibility to stay current with missed work and assignments, and to stay in contact with the instructor regarding health status, recovery, and anticipated return to class. Use your UTEP email account to stay in contact.

Printmaking VI

Printmaking VI

PRNT 4305, CRN 11375, Section 001

Class Hours: 1:30 - 4:20 pm, Monday and Wednesday, Rooms 151 and 264 FOXA

Optional Text: "Printmaking: A Complete Guide to Materials & Process", Fick and Grabowski, 2nd Edition

Instructor Contact Information

Instructor: Kim Bauer

E-mail: kbauer@utep.edu

Office: 151A Fox Fine Art Center

Office Hours: Monday and Wednesday 11:20 am - 12:15 pm and by appointment

Office Phone: 915-747-7846

Mailing Address: Department of Art, Fox Fine Arts, UTEP, El Paso, Texas 79968

Instructor Introduction

Kim Bauer holds a BFA degree from Michigan State University and an MFA from Eastern Michigan University. He has worked as a Gallery Director for the Michigan Guild of Artists and Artisans as well as the Ann Arbor Art Association and has taught courses in printmaking and drawing at Henry Ford Community College and Eastern Michigan University before accepting a position here at UTEP in 1988 where he continues to teach courses in printmaking.

Course Description

Printmaking VI: Emphasis upon a student's continued technical, image, and concept development. This course requires a minimum of six hours in studio per week with significant time outside of class for additional preparation and printing. Strong concepts along with a personal exploration of images are necessary components to good prints. Library research and sketchbooks for both technical and conceptual development are required. The course will consist of slide and technical lectures and demonstrations along with workdays for printing and image development. Demonstrations will be held both on a scheduled and on an unscheduled basis as deemed necessary. Group critiques will be held several times during the semester. Your work and attendance are required at each critique along with your participation

Course Prerequisite Information

Prerequisites: Printmaking V, PRNT 3335. The information on processes, materials, and technique covered in Printmaking IV is a necessary prerequisite to prepare students for more involved print processes.

Course Goals and Objectives

The objective of this course is to strengthen the student's images, concepts and technical abilities. Since the creation of prints is a creative as well as technical activity students are encouraged and expected to further develop their own imagery. Students in this class will also be introduced to the vocabulary associated with related processes. It is also the objective of this course to introduce students to other artists who may provide them technical, conceptual or idea based examples. Since the discipline of printmaking is today practiced by artists who are primarily, sculptors, painters, video artists etc. this variety of historical and contemporary examples will strengthen a student's understanding of the visual image makers and their underlying concepts.

Course Outcomes

An increased understanding of the printmaking processes, the terminology associated with those processes along with a heightened awareness of historical and contemporary artists.

Course Requirements

You are expected to bring ideas, sketchbook drawings and the necessary printmaking materials to each class.

Evaluation: You will not be graded on individual works but rather on two reviews of your semester's work.

Portfolio grades represent 80% (35% first portfolio and 45% second portfolio) of your final grade and two tests will be averaged for the remaining 20% with adjustments made for class attendance.

Tests are graded on the following formula:

A = 90 to 100%, B = 80 to 89%, C = 70 to 79%, D = 60 to 69%, F = 59% or below.

Make-up tests will be given *only* in the case of a *documented* emergency.

Portfolio grades will be based on:

1. Quality, effort, ambition and aesthetic judgment apparent in the prints and their presentation.
2. The quantity (or amount) of work produced.
3. Continuous steady effort and ambition in idea/image/print.
4. Class participation and work ethic in-class.
5. The technical skill apparent in the print and/or its editing when appropriate.
6. Contributions during critiques.
7. Quality, quantity and on time completion of written material when assigned.
8. The on time completion of studio work and in-progress work.
9. Your effort to keep the studios clean.

Course Policies

Attendance: Your regular attendance is required. It is important that you attend the class and be prepared with the necessary materials. Class time is not to be used to purchase materials. Grades will be lowered by excessive absences. 4 absences - one grade lower (ex. A to B), 5 absences - two grades lower (A to C or B to D) and so on. Two tardies (being late or leaving early) = one absence. Absences may be excused with proper notification for documented serious illness, documented COVID issues, documented child-care emergencies, documented death in the immediate family, or documented university sanctioned events. Scheduled appointments, transportation problems, and job demands are not excused absences.

Incompletes, Withdrawals, Pass/Fail: Incompletes or "I" grades will be considered for students completing satisfactory or better work and having serious legitimate situations beyond their control requiring additional time to complete the course requirements. All "I" grades are at the discretion of the instructor and the approval of the Department Chairperson.

Students hold the full responsibility for withdrawing from this course if that procedure is elected. Withdrawals must be completed on or before the final date to drop a course with a W. Students missing this deadline will be issued a grade for the performance in the course.

Note: Due to the hazardous and expensive nature of many of the tools and supplies, students found misusing them will be withdrawn from the course. The print rooms are not a suitable environment in which to have visiting friends, family, small children, etc. No visitors. Please make every effort to keep this a safe and workable environment for all.

Lab Hours

The printmaking labs will be open for enrolled student use during the times posted on the doors of rooms 151 and 264. Labs will not be opened for students needing access to drawers, supplies or equipment outside of their class or lab hours. Lab and class hours are often crowded so please be responsible with your space needs and store unnecessary tools, paper, backpacks, etc, under the tables or in your drawer to maximize workspace.

- No visitors allowed.
- A thorough clean-up must be completed by the lab closing time.
- Work on all presses must stop 10 minutes prior to the lab closing time.
- All work on dry mount press, graining sink, acid room, exposure units, silicone slabs, washout sinks, etc. must be completed 10 minutes prior to the lab closing time.
- Work on computers must stop and the computers shut down 5 minutes prior to the lab closing time.
- Students must vacate the labs by the lab closing time.
- Students found incapable of following these guidelines will lose their lab privileges.

In case of an emergency call the Campus Police at 747-5611 or dial 911

The nature of the processes involved in this course you will come in contact with several potentially harmful substances and equipment. Before working in the print labs you should be familiar with the possible hazards and take precautionary measures to avoid injury. Avoid eating or drinking in the labs as this makes it easier for you to ingest unhealthy materials.

If any equipment appears to be broken or functioning improperly do not use it and report it to the instructor as soon as possible. Put a sign on the damaged equipment warning others.

Do not use equipment you have not been trained to use properly.

Be proactive regarding your health

- **Wear Protective Gloves:** when using any powder, liquid, solvent or ink other than pure water.
- **Wear Protective Eyewear:** when dealing with any chemical liquids, solvents or acids that may splash into your eyes.
- **Wear A Dust Mask:** when working with dusts, powders or when sanding metals.
- **Wear a Respirator:** when working with acids or harmful chemicals

NO FOOD or DRINK - chemicals are always present in the air or on the work surfaces in these rooms. It is unsafe to consume any type of food or drink in any of the printmaking classrooms/labs. You will be asked to leave any food or drink in a covered container by the entry door and to consume any food or beverage outside the printmaking rooms.



NO VISITORS - The print labs are not a safe environment for any visitors.

Please be alert and above all use common sense with all materials and equipment.

ACIDS - Avoid getting acids on your skin or clothing- wear protective goggles and gloves. Should acid get in the eyes use the water safety eye rinse in the acid room and seek medical attention. The safety shower should be used if you get acid spilled on your body and again seek medical attention. Avoid breathing the acid vapors and make sure the two ventilation fans are running when entering the acid room. The acid baths are labeled according to the type of metal to be etched in them. Never mix or attempt to refill or transfer these acids yourself, always ask the instructor or the studio assistant. Acids should always remain covered except for lowering and removing your etching plate. The windows, which lower in front of the vats, should be kept closed to better assist the ventilation system in removing harmful fumes. Avoid breathing the vapors of any acid or fumes produced from etching.

In lithography, full strength nitric and phosphoric acids are used to etch stones and aluminum plates. These acids are kept in glass bottles secured within a wooden box and should not be moved. Always wear protective goggles and gloves when handling these acids. Acid should be removed from these bottles only with an eyedropper and any excess acid should be placed back into the appropriate bottle. TAPEM is also used in lithography as an aluminum plate etch and contains small amounts of phosphoric and tannic acids. Any full strength acid that comes in contact with your body or clothing should be flushed immediately and repeatedly with water and seek medical attention.

ELECTRIC HOT PLATE - The hot plates in the etching room should be used only for the heating of etching plates. The temperature on the electric hot plate should never exceed 300 degrees. Flammable materials and solvents should not be used near the hot plates and paper that is placed on these hot plates must be removed promptly to prevent fire. Hot plate will be turned off at end of class.

DRY MOUNT PRESS- The outside and interior of the dry mount press are extremely hot. The dry mount should never be set to more than 250 degrees. Flammable materials and solvents should not be used near the dry mount press and prints placed inside should be removed within 2-10 minutes. The dry mount press will be turned off at end of class.

PRESSES - All presses; etching, lithography, letterpress, bookbinding, are dangerous and should only be used if you have been instructed how to properly operate the equipment. Long hair or loose clothing should be tied back to avoid being caught in the rollers or gears. Hands should be kept clear of the presses and their beds while moving, the only hand needed on the press is the one to turn the crank. Excessive pressure on any of the presses is unnecessary and will cause them to crank hard and create a dangerous situation. Maximum pressure will not make a better print!!!! The etching presses have calibrated sets on either side and should be adjusted to the type of printing matrix and felts you are using. Never force a plate or stone through the presses, if the tension feels too tight reverse the crank and readjust the tension. A material or object other than those the press has been designed for should never be passed through the press.

ROSIN - Powdered rosin is used in etching and lithography. The dust from this rosin can be harmful to the lungs. When using powdered rosin do so in a well ventilated area and use a dust mask and/or a respirator if necessary.

BABY POWDER - Powdered talc is used in lithography and needs the same precautions as rosin.

SOLVENTS – Mineral spirits, denatured alcohol, kerosene, lacquer thinner, lithotine, naphtha, turpentine, etc. should all be used with moderation and with rubber gloves and the appropriate ventilation. Use these chemical solvents in the vented hood area in room 151B or outside in the courtyard to prevent fumes from entering the common work area. To clean inks or plates in the other rooms the use of vegetable oil and or an orange-based spray cleaner is highly recommended. Keep flammable solvents away from hot plates and avoid breathing vapors. To minimize the use of solvents it is strongly advised that all students clean oil based ink slabs initially with a razor blade or scraper to remove all excess ink. Then only a small amount of solvent or orange cleaner will be necessary to remove the remaining ink film.

LITHOGRAPHY STONES - The lithography stones are extremely heavy. Please only carry what you can easily lift and transport comfortably. Never carry a wet litho stone or attempt to move a stone with wet hands. The blue hydraulic transport table is available in room 264 to assist in the transporting of these stones.

PIGMENTS & INKS - Lithography, screen, relief and etching inks along with the powdered pigments to make etching ink should be kept off the skin as much as possible. Avoid breathing the dust of the powdered pigment. When mixing your own ink or using any powdered pigment a respirator or suitable dust mask is necessary. Avoid breathing the vapors of any ink or ink modifier.

PHOTOGRAPHIC EMULSIONS & CHEMICALS - All photographic sensitive screen printing emulsions contain dichromates, which are dangerous and should only be used with protective gloves. All traditional photography chemicals, including developer, stop bath, fix, toner and bleach should not be allowed to come in contact with the skin and should only be used in the approved areas and with the necessary precautions. Large vats of photographic chemicals pose vapor risks and should only be use with adequate ventilation. Avoid excessively breathing the vapors of any photographic chemical.

In case of an emergency call the Campus Police at 747-5611 or dial 911

PLAGIARISM / ACADEMIC DISHONESTY

Cheating/Plagiarism: Cheating is unethical and not acceptable. Plagiarism is using information or original wording in a paper without giving credit to the source of that information or wording; it is also not acceptable. Do not submit work, images, writing or prints that are not your creative output. If an image appears on Google or in another image source and you copy that image it is plagiarism. You may not submit work for this class that you did for another class. If you are found to be cheating or plagiarizing, you will be subject to disciplinary action, per UTEP catalog policy. Refer to <http://www.utep.edu/dos/acadintq.htm> for further information.

ACCOMMODATIONS POLICY

The University is committed to providing reasonable accommodations and auxiliary services to students, staff, faculty, job applicants, applicants for admissions, and other beneficiaries of University programs, services and activities with documented disabilities in order to provide them with equal opportunities to participate in programs, services, and activities in compliance with sections 503 and 504 of the Rehabilitation Act of 1973, as amended, and the Americans with Disabilities Act (ADA) of 1990 and the Americans with Disabilities Act Amendments Act (ADAAA) of 2008. Reasonable accommodations will be made unless it is determined that doing so would cause undue hardship on the University. Students requesting an accommodation based on a disability must register with the [UTEP Center for Accommodations and Support Services \(CASS\)](#). Contact the Center for Accommodations and Support Services at 915-747-5148, or email them at cass@utep.edu, or apply for accommodations online via the [CASS portal](#) (<https://www.utep.edu/student-affairs/cass/>).

TECHNOLOGY REQUIREMENTS

If you do not have a word-processing software, you can download Word and other Microsoft Office programs (including Excel, PowerPoint, Outlook and more) for free via UTEP's Microsoft Office Portal. Check the following link for more information about [Microsoft Office 365](#) and follow the instructions (https://www.utep.edu/technologysupport/ServiceCatalog/SOFTWARE_PAGES/soft_microsoftoffice365.html)
IMPORTANT: If you encounter technical difficulties beyond your scope of troubleshooting, please contact the [UTEP Help Desk](#) (<https://www.utep.edu/technologysupport/>) as they are trained specifically in assisting with technological needs of students.

RESOURCES: UTEP provides a variety of student services and support:

Technology Resources

- [_Help Desk](#) (<https://www.utep.edu/technologysupport/>): Students experiencing technological challenges (email, Blackboard, software, etc.) can submit a ticket to the UTEP Helpdesk for assistance. Contact the Helpdesk via phone 747-4357, email, chat, website, or in person if on campus.

Academic Resources

- [_UTEP Library](#) (<https://www.utep.edu/library/>): Access a wide range of resources including online, full-text access to thousands of journals and eBooks plus reference service and librarian assistance for enrolled students.
- [_University Writing Center \(UWC\)](#): Submit papers here for assistance with writing style and formatting, ask a tutor for help and explore other writing resources.
- [_Math Tutoring Center \(MaRCS\)](#): Ask a tutor for help and explore other available math resources.
- [_History Tutoring Center \(HTC\)](#): Receive assistance with writing history papers, get help from a tutor and explore other history resources.
- [_RefWorks](#): A bibliographic citation tool; check out the RefWorks tutorial and Fact Sheet and Quick-Start Guide.

Individual Resources

- [_Military Student Success Center](#): Assists personnel in any branch of service to reach their educational goals.
- [_Center for Accommodations and Support Services](#) (<https://www.utep.edu/student-affairs/cass/>): Assists students with ADA-related accommodations for coursework, housing, and internships.
- [_Counseling and Psychological Services](#) (<https://www.utep.edu/student-affairs/counsel/>): Provides a variety of counseling services including individual, couples, and group sessions as well as career and disability assessments.

Advanced Printmaking Course Calendar Fall 2021

Course schedule is subject to change. Class days are devoted to studio work, slide lectures, and/or demos unless noted otherwise. Due dates for specific assigned work or works-in-progress and additional critiques may be added to the calendar.

August

MON 23: First day of class / Intro / Glass Gallery Print Show
WED 25: Demo
MON 30: Class/work

September

WED 1: Class/work
MON 6: NO CLASS - Labor Day - Print Labs closed.
WED 8: Class/work
MON 13: Class/work
WED 15: Class/work
MON 20: Class/work
WED 22: Class/work
MON 27: Class/work
WED 29: Class/work

October

MON 4: Test review Class/work
WED 6: First test 1:30 pm followed by Class/work
MON 11: First portfolio due 1:30 pm. Critique
WED 13: Demos Class/work
MON 18: Class/work
WED 20: Class/work
MON 25: Class/ work
WED 27: Class/work

November

MON 1: Class/work
WED 3: Class/work
MON 8: Class/work
WED 10: Class/work
MON 15: Class/work
WED 17: Class/work
MON 22: Class/work
WED 24: Test review Class/work
THUR 25: Thanksgiving Holiday - Print Labs Closed
MON 29: Second Test 1:30 pm followed by Class/work

December

WED 1: Last day of class, final portfolio due 1:30 pm. Critique.
WED 8: Studio clean up day, portfolios returned 10:00 am - 2:00 pm

Supplied materials that will be available in the studio:

Blotters
Acid for copper plate etching
Hard ground
Litho inks and transparent base
Setswell
Red iron oxide
Black screen ink
Counteretch for aluminum plates

In your personal supply kit: distributed first day of class

Ink knife
Baren 3 7/8"
Tarlatan
AluPoly sheets 4 - 5.75 x7.5
Plastic spreader
Aluminum Litho plate 18x25
Staedler Mars Omnicrom pencil 108-9 (for litho)

I will not have additional screens to loan you.

If you do not have screens from previous semesters you may purchase them online at Blick (item 43432-4233 below) or locally through Reese Supply 592-9600 – phone ahead as they will not have stock on hand. We typically use: aluminum frame, 23x31, 230 yellow polyester mesh with an aluminum frame.

Photoemulsion never survives the summer break – If you plan on doing photoscreens order new photemulsion now! I have been using the Ulano Proclaim photoemulsion this summer as it is cheaper than the Ulano TZ and seems to work as good but requires a longer exposure time (156 LU vs 80 LU)

Other Materials

General stuff: most everyone should have these along with a brayer, hand cleaner, Simple Green, USB and a locker. !!!DO NOT BUY all these!!! This is only to remind you of some of the basic choices we used in other classes. Choose what you need replenished or what you can afford and wish to try.






23085-1001	Scotch Painter's Tape - 1" x 60 yards	\$4.12 
24149-1034	Blick Masking Tape - Natural, 3/4" x 60 yds	\$2.81
04836-1001	SAS Hornets Safety Glasses	\$2.99
04700-2053	Montana Latex Glove Box - Large, Black, Box of 100	\$19.90
57445-1101	X-Acto Knife: #1 With Cap	\$4.49 
38014-1006	3M Commercial Cellulose Sponge - 6.0" x 4.2" x 1.6"	\$3.09
10609-3005	Blick Studio Tracing Paper Pad - 11" x 14", 50 Sheets	\$4.92 
24536-2029	Sharpie Extreme Markers - Black, Pkg of 2	\$5.43 
21026-1030	Blick Kneaded Eraser - Large	\$1.40
21500-0000	Staedtler Mars Plastic Eraser	\$1.75 
56014-1024	Blick Aluminum Non-Slip Ruler - 24"	\$7.51
05160-5112	Blick Economy White Bristle Brush - Gesso, 1 1/2"	\$1.99 
05160-4012	Blick Economy White Bristle Brush - Gesso, 1/2"	\$1.19 
05160-1002	Blick Economy White Bristle Brush - Gesso, 2"	\$2.48 
57407-1100	Excel Blades Single-Edge Razor Blade Pack - Pkg of 100	\$14.99 
06280-1029	Blick Essentials Value Brush Set - Utility Brushes, White Nylon, Set of 3	\$3.75
05038-1006	Winsor & Newton Cotman Watercolor Brush - Round, Short Handle, Size 6	\$6.09 
23715-1011	Krylon Spray Adhesive - 11 oz, Aerosol Can	\$8.12 

Lithographers: Purchase aluminum litho plates in advance from Takach Press. Staedtler Omnichrom 108-9 black pencils are easy to get from Amazon. Clear GE II silicone, acetone and mineral spirits from Home Depot or Lowes. Other items include brayer, gloves, spray mount, etc.









<https://shop.takachpress.com/Ball-Grained-Aluminum-Plates-18-x-25-5-p/3011825.htm>

We will have stones available along with carborundum for those of you wishing to devote some time to stone lithography. The preparation time for the stone is considerable as opposed to aluminum plate but the advantages are considerable. The pencils for this process are extremely hard to find right now but stick crayons are still available.

















Etchers: Purchase copper in advance from Perkins (20 gauge) or Aarmor Metals (.043 thickness) call ahead both places to check availability. Choose and obtain water-base (Charbonnel Aqua Wash along with Akua Intaglio transparent base modifier) or oil-based inks (Gamblin) – I have both listed below for your comparison. We will be working with Ferric Chloride in the vertical etch tanks and I have plastic clips for you. !!!DO NOT BUY all these!!! This is only to remind you of some of the basic choices we used in other classes. Choose what you need replenished or what you can afford and wish to try.

34297-1025	UJ Ramelson Hollow Scraper	\$14.83
45105-1064	Steel Burnisher with Wooden Handle - 6-3/8"	\$9.82
45212-0000	Twisted Etching Needle	\$7.29 
47006-9506	Copper Etching Plate - 18 Gauge, 12" x 18"	\$69.37
40316-2191	Gamblin Etching Ink - Portland Black, 1 lb	\$17.85 
40316-4221	Gamblin Etching Ink - Hansa Yellow Light, 1 lb	\$25.50 
40316-5231	Gamblin Etching Ink - Ultramarine Blue, 1 lb	\$22.10 
40316-3271	Gamblin Etching Ink - Quinacridone Red, 1 lb	\$25.50 
40316-3601	Gamblin Etching Ink - Naphthol Red, 1 lb	\$22.10 
40323-2024	Charbonnel Aqua Wash Etching Ink - Black 55981, 150 ml	\$33.89 
40323-3223	Charbonnel Aqua Wash Etching Ink - Cardinal Red, 60 ml	\$19.16 
40323-4323	Charbonnel Aqua Wash Etching Ink - Deep Yellow, 60 ml	\$19.16 
40323-5323	Charbonnel Aqua Wash Etching Ink - Ocean Blue, 60 ml	\$16.76 
40323-1183	Charbonnel Aqua Wash Etching Ink - Snow White Titanium, 60 ml	\$16.76 
40309-1000	Akua Intaglio Transparent Base - Transparent Base, 236 ml	\$15.64 
45107-1025	EC Lyons Mezzotint Rocker - 2 1/2"	\$131.27
45110-1069	Intaglio Etching Set - 6 Pieces	\$64.20

Relief: Purchase wood ($\frac{3}{4}$ " Birch from Lowes or Home Depot) or linoleum in advance. Make sure you have a good set of carving tools and a couple reliable brayers. !!!DO NOT BUY all these!!! This is only to remind you of some of the basic choices we used in other classes. Choose what you need replenished or what you can afford and wish to try.

40203-1009	Speedball Lino Set No. 1	\$10.21 
45219-1005	Flexcut Lino and Relief Printmaking Set	\$42.68 
40404-1018	Blick Battleship Gray Linoleum - Pkg of 1, 18" x 18", Unmounted	\$10.29
40404-1016	Blick Battleship Gray Linoleum - Block, 12" x 18", Mounted	\$14.43
40120-1001	Yasutomo Bamboo Baren - Large, 4-3/4"	\$10.10
40323-2024	Charbonnel Aqua Wash Etching Ink - Black 55981, 150 ml	\$33.89 
40323-3223	Charbonnel Aqua Wash Etching Ink - Cardinal Red, 60 ml	\$19.16 
40323-4323	Charbonnel Aqua Wash Etching Ink - Deep Yellow, 60 ml	\$19.16 
40323-5323	Charbonnel Aqua Wash Etching Ink - Ocean Blue, 60 ml	\$16.76 
40323-1183	Charbonnel Aqua Wash Etching Ink - Snow White Titanium, 60 ml	\$16.76 
40309-1000	Akua Intaglio Transparent Base - Transparent Base, 236 ml	\$15.64 

Screen: Purchase fresh photoemulsion in advance – old photoemulsion most often is useless. Check your ink and extender base supply as well as mixing cups with lids. !!!DO NOT BUY all these!!! This is only to remind you of some of the basic choices we used in other classes. Choose what you need replenished or what you can afford and wish to try.

44920-0000	Speedball Deluxe Hinge Clamps - Set of 2	\$23.84	
43432-4233	Printer's Edge Aluminum Screen Printing Frame - 23" x 31" x 1 1/2", Yellow, 230 mesh	\$41.59	
48907-1014	Speedball Graphic Squeegee - 14"	\$29.58	
38023-1148	Ternes-Burton Register Pins - 1/4" x 0.085", Pkg of 2	\$12.00	
55501-1100	Grafix Clear Acetate - 25" x 40" x .010", Single Sheet	\$11.25	
23055-0000	Scotch Super Strength Packaging Tape - 2" x 800"	\$3.82	
43217-2007	Speedball Permanent Acrylic Screen Printing Poster Ink - Black, Quart	\$24.50	
43217-1007	Speedball Permanent Acrylic Screen Printing Extender Base - Extender Base, Quart	\$18.31	
43217-3117	Speedball Permanent Acrylic Screen Printing Poster Ink - Fire Red, Quart	\$24.50	
43217-4027	Speedball Permanent Acrylic Screen Printing Poster Ink - Medium Yellow, Quart	\$24.50	
43217-5137	Speedball Permanent Acrylic Screen Printing Poster Ink - Ultra Blue, Quart	\$24.50	
43217-1017	Speedball Permanent Acrylic Screen Printing Poster Ink - White, Quart	\$24.50	
43307-1007	Ulano Fotocoat TZ Diazo Screen Printing Emulsion - 28 oz	\$36.25	
43310-1007	Ulano Stencil Remover No. 4 - Quart	\$16.01	
43306-1005	Speedball Drawing Fluid - 8 oz	\$6.76	
43306-1105	Speedball Screen Filler - 8 oz	\$9.84	
21103-2003	Higgins Black Magic Drawing Ink - 1 oz	\$2.45	
21377-2000	Sakura Permapaque Opaque Paint Marker - Black, Dual Point	\$3.56	
55505-1005	Grafix Dura-Lar Mattes - 11" x 14" x .005", 25 Sheets	\$22.60	

Monotype: Lexan or polycarbonate matrix. Lexan (1/8" thick clear) can be purchased at Lowes or Home Depot and Polycarbonate is available from Tap Plastics:

https://www.tapplastics.com/product/plastics/plastic_sheets_rolls/thin_gauge_polycarbonate_sheets/541

You will need brayers, inks, etc. The Akua plates below are a type of non-breakable plastic and the water based inks make clean-up a breeze with Simple Green.

47179-1006	Akua Printmaking Plates - 12" x 16", Pkg of 3	\$24.64	
40323-2024	Charbonnel Aqua Wash Etching Ink - Black 55981, 150 ml	\$33.89	
40323-3223	Charbonnel Aqua Wash Etching Ink - Cardinal Red, 60 ml	\$19.16	
40323-4323	Charbonnel Aqua Wash Etching Ink - Deep Yellow, 60 ml	\$19.16	
40323-5323	Charbonnel Aqua Wash Etching Ink - Ocean Blue, 60 ml	\$16.76	
40323-1183	Charbonnel Aqua Wash Etching Ink - Snow White Titanium, 60 ml	\$16.76	
40309-1000	Akua Intaglio Transparent Base - Transparent Base, 236 ml	\$15.64	

TAP Plastics

Product Information ▾ Product Applications About TAP Plastics ▾ Store Locations ▾

🛒 0 item(s) - \$0.00

[Cut-to-Size](#) [Plastics](#) [Adhesive / Repair](#) [Fiberglass / Resins](#) [Mold Making / Casting Resins](#) [Supplies & Tools](#) [Window Films](#) [Laser Cut Letters / Signage](#)

[Plastics](#) > [Plastic Sheets & Rolls](#) > [Polycarbonate Sheets - Thin Gauge](#) >

DID YOU KNOW THAT
POLYCARBONATE
IS OFTEN CALLED
LEXAN?

Like 6

Tweet

Share 1

Polycarbonate Sheets - Thin Gauge

Available Options

Polycarbonate Sheet Clear .030 2 ft x 4 ft - \$27.00 ▾

Qty

1

\$27.00

Polycarbonate Sheet Clear .030 2 ft x 4 ft

Add to Cart

Paper: everybody needs plenty of newsprint no matter what path/s you choose. Stonehenge white or natural is always a safe choice for any print media yet if you need to do relief printing at home you may want to consider thinner papers like: thai kozo, mulberry, sekishu, kitakata or hosho. Obtain enough paper in advance to allow you to print the first four weeks, perhaps 4-10 sheets of Stonehenge and 4-10 sheets of sekishu or kozo for starters, along with the newsprint.. !!!DO NOT BUY all these!!! This is only to remind you of some of the basic choices we used in other classes. Choose what you need replenished or what you can afford and wish to try.

10204-1085	Blick All Purpose Newsprints - 8-1/2" x 11", White, 500 Sheets	\$4.55 
10423-1192	Legion Stonehenge Paper - 22" x 30", Polar White, 90 lb	\$3.25 
10423-1372	Legion Stonehenge Paper - 22" x 30", Natural, 90 lb	\$3.25 
10468-1370	Thai Kozo Paper - 25" x 37", 35 gsm, Single Sheet	\$2.66
10413-1005	Sekishu Paper - 24" x 39", Not Sized, Single Sheet	\$7.00
10409-1003	Masa Paper - 21" x 31", Sized, Single Sheet	\$1.68 
10416-1008	Kitakata Paper - 16" x 20", Natural, Sized, Single Sheet	\$5.08 
10420-0009	Japansese Paper - Assorted, 10 Sheets	\$44.18
10419-1002	BFK Rives Printmaking Paper - 22" x 30", White, 250 gsm, Single Sheet	\$5.24 
10435-1022	Copperplate Paper - 22" x 30", White, Single Sheet	\$4.20
10454-1882	Hahnemuhle Copperplate Paper - 22" x 30", Warm White	\$5.63
10417-1012	Arches Cover Paper - 22" x 30", White, Single Sheet	\$5.10 
10424-1002	Arches Silk Screen Paper - 22" x 30", White, Single Sheet	\$6.03 