

GENERAL CHEMISTRY LAB I SYLLABUS

CHEM 1105 UTEP

FALL 2023

Instructors of Record:

Dr. Brenda Torres btorres2@utep.edu
Dr. Patricio Del Castillo hpdelcastil@utep.edu
Dr. Hemant Sharma hsharma@utep.edu

COURSE DESCRIPTION

UTEP CHEM 1105 is the first semester General chemistry laboratory. The overall goal of this course is to give an introduction to general chemistry focused on understanding the concepts within the labs and the scientific method. These concepts include but are not limited to: components of matter, stoichiometry, chemical reactions and bonding, thermochemistry, gases, pH and solutions.

The objectives of this course are as follows:

- Anticipating, recognizing, and responding properly to hazards in laboratory procedures and managing chemical wastes.
- Using appropriate personal protective equipment to avoid unwanted exposure to chemicals.
- Students will master chemical principles and experimental methods investigating the properties and reactions of chemical substances.
- Perform calculations that relate atoms, molecules, moles, and mass.
- Convert quantities in related units and systems of measurement.
- Calculate solution concentrations and perform dilution calculations.
- Balance chemical reactions and use the balanced reactions to calculate reaction yields.
- Identify and classify precipitation and acid-base reactions.
- Use the ideal gas law to calculate the properties of gases

REQUIRED MATERIAL

- General Chemistry Lab Manual 1105/1106
ISBN 978-1-5339-2706-4 (Available at UTEP Bookstore)
- Chemical Splash goggles and Lab coat.
- Scientific calculator.
- A webcam and microphone are required. Webcam and mic can be built into your computer or can plug in to your computer with a USB cable.
- Access to the Labster platform: In Blackboard, go to the "Lab Safety" experiment folder, scroll down and click the "Lab Safety" simulation link to start the simulation. Doing so will prompt you to purchase access from the popup window which appears below

**Lab Safety****Learning objectives**

At the end of this simulation, you will be able to:

- Use the correct clothing to work in the lab
- Describe the do's and don'ts in a laboratory
- Correctly use the lab safety equipment
- React in an emergency situation

Lab techniques

- Lab Safety

0/3 0% 0%



Read theory

Purchase access

You can choose to pay by credit card or enter the voucher code that you purchased from your school bookstore.

USE OF RESPONDUS LOCKDOWN BROWSER

This course requires the use of LockDown Browser and Monitor for online exams to ensure fairness in testing. You will be required to show an approved picture ID to verify your identity and you will be recorded as you take your exam to ensure you are following testing requirements and procedures.

- A webcam and microphone are required. Webcam and mic can be built into your computer or can plug in to your computer with a USB cable. Respondus software doesn't allow you to turn off the microphone, any sounds in your environment will be recorded. Avoid talking to yourself or aloud.
- Dress code while taking an exam: Please wear proper attire while taking an exam as you will be recorded. Dress as you will be dressed when attending school.
- You must be alone in the room or area where you are taking the exam.
- Don't use earpods or headphones while taking the exam.
- During the environment check please make sure I can see the desk, your formula packet, calculator, and the immediate area to your desk and chair.
- Your images and videos will remain secure on the Respondus server and will be seen only by me, your instructor. If the image/video shows evidence of cheating, it will be submitted to the dean for disciplinary action.
- Respondus flags suspicious behavior and calculates face detection time while you take your exam and allows me to view the data in Blackboard.
- Allowed materials when taking an exam: Formula packet and calculator are allowed when taking an exam, please show these items to the camera.
- LockDown Browser must be downloaded to your computer or device before testing. You will only have to download it once. The app is also available for iPad; download from the App Store.
- Failure to comply with guidelines, expectations, and procedures will result in a zero (0) on the exam.
- Once you take the exam, the grade will be displayed on the screen; however, this grade is pending until I review the recorded videos. I will post your grade within 3 days after you take the exam.

SAFETY

Chemistry laboratories can be hazardous if the rules are not followed. Most accidents that occur in the chemistry laboratory are a result of carelessness, impatience, unauthorized experimentation, and disregard for safety rules.

Laboratory Apparel

- **Splash goggles are required in the laboratory AT ALL TIMES!** Splash hazards are perhaps the most significant danger present in the lab, and eyes are extremely sensitive.
- Laboratory coats must be donned at all times.
- Sandals, open-toed shoes and high heels are not permitted in the lab.
- Shorts are not permitted in the lab, long pants and long sleeves are mandatory. Your clothing will be your protection from direct exposure of the skin to chemical splash.
- Long hair is to be constrained. Long hair is subject to fire and contact with chemicals.
- No iPod neither cell phone will be permitted in the laboratory at any time.

Safety Equipment

- Identify all of the laboratory safety equipment and their location: the fire extinguisher, the emergency eyewash stations, the fire blankets, and the safety shower.
- Safety Data Sheets (SDS's) are available to you on request only.

ATTENDANCE

Attendance is mandatory. You are expected to be on-time and ready for lab at the beginning of each lab period.

If you miss an experiment, there will be no make-ups available, if you have an emergency (you need to show proof) or a university-sanctioned event, contact your instructor of record.

LAB RULES

- Upon entry to the lab, students must be properly attired, including splash goggles.
- Once everyone is admitted into the lab, the TA will give a presentation to inform students about lab procedure, materials and safety hazards.
- All lab reports are due at the end of the lab period unless otherwise specified. Data sheet or spreadsheets are to be complete in the lab, following the instructions provided during the lab period.
- The student is responsible for cleaning the workspace and any assigned lab areas before leaving the lab.
- Failure to follow the Lab rules will affect student grade

PRE-LABS AND LAB REPORTS

Pre-Lab preparation is the key to success, and the student must understand laboratory experiments thoroughly before starting the chemical experiments.

The experiments will be shown in videos on the Blackboard platform, presenting details on how the experiments have to be conducted.

Embedded in the videos are some questions that need to be answered, those questions are aimed at understanding the laboratory procedure and will be graded.

Lab reports will reflect precision and detailed observation concluding the assigned experiments; there may be additional questions to be answered at the end of the report form.

If the student doesn't complete the prelab or lab report, the student will get a zero in those assignments.

LABSTER SIMULATIONS

Labster is a platform for virtual labs and science simulations.

Students will apply knowledge gained in hands-on labs to solve a real-world problem within the context of a story. Within the 3D environment of an immersive simulation, students master theory aligned with the curriculum, interact with advanced equipment, learn techniques, and conduct experiments.

The Labster simulations, which are available on Blackboard platform, will reinforce and **complement** the concepts learned in the hands-on lab.

The missed simulations cannot be make up.

FINAL EXAM

The final exam will cover the concepts learned in the laboratory and will consist of short answer questions and questions based on calculations.






The final exam will be deployed the last week of classes, and it will last one hour. You are required to take the exam using Respondus LockDown Browser.

COURSE EVALUATION

The final grade is based on a points system: 11 Labster simulations (10 pts each), 10 prelabs (10 pts each), 10 lab reports (20 pts each), Final Exam (20 pts) and Safety etiquette (20 pts), making a total of 450 points.

Your safety grade encompasses many factors. Your TA or instructor can deduct points from this grade if you appear poorly prepared, do not follow instructions, do not comport yourself well in class, fail to follow safety requirements (such as failing to wear splash goggles), or fail to clean up your work area

The percentage of points you get out of the possible 450 points will determine your final grade for the lab.

Assessment Items	Points	Due Date
11 Labster simulations 	10 points each = 110	Week of the experiment on Sunday at 11:59 P.M. Late simulations are NOT accepted.
10 Pre-Labs 	10 points each= 100	Online Pre labs are due the day before the hands-on lab at 11:59 P.M. Late pre-labs are NOT accepted.
10 Lab reports 	20 points each= 200	Lab reports must be completed and submitted before the lab session ends. Make-up labs are NOT allowed.
Final exam 	20 points= 20	Final exam is online on Blackboard platform.
Lab safety 	20 points= 20	Just follow the safety rules <ul style="list-style-type: none"> • Come prepared to the lab • Follow instructions • Wear splash goggles • Clean up your work area.
TOTAL POINTS	450	Grades will be calculated according to the points obtained during the term.

Final Grade	Points	% Required
A	405-450	90%-100%
B	360-404	80%-89%
C	315-359	70%-79%
D	270-314	60%-69%
F	<270	<59%

ACADEMIC DISHONESTY

The expectation for all students in this course is that complete integrity will be always demonstrated.

UTEP rules will be strictly enforced, academic dishonesty including but not limited to cheating, plagiarism, data falsification will not be tolerated. Minor incidences will result in a score of zero for the lab period and recurrence will result in the failure of the course.

Please review the UTEP Academic Integrity Policy in the following link <https://www.utep.edu/hoop/section-2/student-conduct-and-discipline.html>

DISABILITY ACCOMODATIONS

The University is committed to providing reasonable accommodations and auxiliary services to students, staff, faculty, job applicants, applicants for admissions, and other beneficiaries of University programs, services and activities with documented disabilities in order to provide them with equal opportunities to participate in programs, services, and activities in compliance with sections 503 and 504 of the Rehabilitation Act of 1973, as amended, and the Americans with Disabilities Act (ADA) of 1990 and the Americans with Disabilities Act Amendments Act (ADAAA) of 2008.

Reasonable accommodations will be made unless it is determined that doing so would cause undue hardship on the University. Students requesting an accommodation based on a disability must register with the [UTEP Center for Accommodations and Support Services](#) (CASS). Contact the Center for Accommodations and Support Services at 915-747-5148, or email them at cass@utep.edu, or apply for accommodations online via the [CASS portal](#).

COVID-19 CONTINGENCY

In case of illness, please immediately notify your instructor of record to make arrangements, so you can complete the missed lab work. Please attach the Covid-19 test documentation in the email you will send.

The instructions are in this link

[COVID manifesto.pdf](#)

SCHEDULE OF EXPERIMENTS

Week	Experiment
Aug 28- Sept 1st	Check-in, Welcome
Sept 4-8	No Labs in observance of Labor Day
Sept 11-15	Experiment 1 Elements compounds and ions
Sept 18 -22	Experiment 2 Density and mass
Sept 25 -29	Experiment 3 Chemical formula by titration
Oct 2 - 6	Experiment 4 Stoichiometry of reactions
Oct 9 -13	No Labs
Oct 16- 20	Experiment 5 Important ions
Oct 23- 27	Experiment 6 Acid-Base titrations
Oct 30- Nov 3	Experiment 7 Gases
Nov 6- 10	Experiment 8 Calorimetry
Nov 13- 17	Experiment 9 Flame tests
Nov 20- 24	No Labs in observance of Thanksgiving Holiday
Nov 27- Dec 1	Experiment 10 Conductivity of solutions
Dec 4- 8	Final Exam on Blackboard

DEADLINE FOR ASSIGNMENTS

Week	Experiment	Prelab	Lab Report	LABSTER SIMULATION
Aug 28- Sept 1st	Check-in, Welcome	N/A	N/A	"Lab Safety" Sunday Sept 3rd at 11:59 PM
Sept 4-8	No Labs in observance of Labor day	N/A	N/A	N/A
Sept 11-15	Experiment 1 Elements compounds and ions	The day before the experiment at 11:59 PM	At the end of the experiment before leaving the room.	"Chemical Nomenclature" Sunday Sept 17 at 11:59 PM
Sept 18 -22	Experiment 2 Density and mass	The day before the experiment at 11:59 PM	At the end of the experiment before leaving the room.	"Applications of Buoyancy: floatation" Sunday Sept 24 at 11:59 PM
Sept 25 -29	Experiment 3 Chemical formula by titration	The day before the experiment at 11:59 PM	At the end of the experiment before leaving the room.	"Solution Preparation " Sunday Oct 1st at 11:59 PM
Oct 2 - 6	Experiment 4 Stoichiometry of reactions	The day before the experiment at 11:59 PM	At the end of the experiment before leaving the room.	"Stoichiometric Calculations" Sunday Oct 8 at 11:59 PM
Oct 9 -13	No Labs	N/A	N/A	N/A
Oct 16- 20	Experiment 5 Important ions	The day before the experiment at 11:59 PM	At the end of the experiment before leaving the room.	"Purification and separation of a mixture" Sunday Oct 22 at 11:59 PM
Oct 23- 27	Experiment 6 Acid-Base titrations	The day before the experiment at 11:59 PM	At the end of the experiment before leaving the room.	"Acids and Bases" Sunday Oct 29 at 11:59 PM
Oct 30- Nov 3	Experiment 7 Gases	The day before the experiment at 11:59 PM	At the end of the experiment before leaving the room.	"Ideal Gas Law " Sunday Nov 5 at 11:59 PM
Nov 6- 10	Experiment 8 Calorimetry	The day before the experiment at 11:59 PM	At the end of the experiment before leaving the room.	"Calorimetry: Using a bomb calorimeter " Sunday Nov 12 at 11:59 PM
Nov 13- 17	Experiment 9 Flame tests	The day before the experiment at 11:59 PM	At the end of the experiment before leaving the room.	" Physical and chemical properties" Sunday Nov 19 at 11:59 PM
Nov 20- 24	No Labs in observance of Thanksgiving holiday	N/A	N/A	N/A
Nov 27- Dec 1	Experiment 10 Conductivity of solutions	The day before the experiment at 11:59 PM	At the end of the experiment before leaving the room.	" Ionic and Covalent Bonds Lab " Sunday Dec 3 at 11:59 PM
Dec 4- 8	Final Exam	N/A	N/A	N/A

