

# BIOLOGY 1203 INTRODUCTION BIOLOGY, FALL 2018, CRN# 14328

Instructor: Dr. Hsini Lin; Email: [hlin@utep.edu](mailto:hlin@utep.edu)


Office: Biology Building Room 214; Office Hours: 9:00 am to 10:00 am; T, R

## Course Objective

This course will provide you an overview of general biology and its applications in everyday life. It will cover general aspects of biology such as the chemical foundations of life, structure of macromolecules, cell structure and function, metabolic pathways, genetics and DNA biotechnology.

## Textbook

Principles of Life by David Hillis, Craig Heller, David Sadava, Mary Price.  
[W. H. Freeman & Co. (2014)]



**You can use either First or Second Edition for this course**

## Course Content

The course content will be available via the UTEP Blackboard. You can access blackboard by the following instruction.

- Log onto my.utep.edu with your UTEP user name and password.
- Click on the “Blackboard” icon
- Click on “Introductory Biology (c) – BIOL-1303”
- After you get in the class site, you will see:

<b>Home Page</b>	All the course materials will be available here
<b>Announcements</b>	Information regarding this course will be announced here
<b>Syllabus</b>	A copy of the syllabus will be accessible from here
<b>Assessments</b>	Place for you to take quizzes and exams
<b>Calendar</b>	It shows the due date of the assessments and assignments
<b>Discussion</b>	If you have any question or concerns regarding the course, you can post your question on the discussion board since some of your classmates may have the same question.
<b>Mail</b>	If you have questions you can contact me via email. You can also contact your classmates by sending them email.

**Tech Support** List contact information to reach the UTEP technical support. If you have any difficulty with Blackboard, you should UTEP technical support. I am not capable of providing you with technical assistance.

**My Grade** You can access your grades from here

### Course Schedule

Students are expected to complete the assigned activities (such as quizzes etc.) associated with the topics listed in the Course Schedule within the scheduled timeline. If students fail to submit any required work before the deadline they will receive a grade of zero (0) for that assignment with no exceptions. Start from the second week, you have to complete the assigned reading, and quiz.

Unit	Date	Topics	Assignments
1	08/27 – 08/31	Getting Ready for the Course	<ul style="list-style-type: none"> <li>• WK #1 Discussion Topic</li> </ul>
	09/03 – 09/07	Principles of Life	<ul style="list-style-type: none"> <li>• Reading: Ch1</li> <li>• WK #2 Discussion Topic</li> <li>• Quiz 1</li> </ul>
	09/10 – 09/14	Life Chemistry and Energy	<ul style="list-style-type: none"> <li>• Reading: Ch2</li> <li>• WK #3 Discussion Topic</li> <li>• Quiz 2</li> </ul>
	09/17 – 09/21	<ul style="list-style-type: none"> <li>• <b>EXAM 1 will be available from 09/17 (Monday) to 09/20 (Thursday)</b></li> <li>• <b>Post Reflection</b></li> </ul>	
2	09/24 – 09/28	Nucleic Acids, Proteins, and Enzymes	<ul style="list-style-type: none"> <li>• Reading: Ch3</li> <li>• WK #5 Discussion Topic</li> <li>• Quiz 3</li> </ul>
	10/01 – 10/05	Cell: The Working Units of Life	<ul style="list-style-type: none"> <li>• Reading: Ch4</li> <li>• WK #6 Discussion Topic</li> <li>• Quiz 4</li> </ul>
	10/08 – 10/12	<ul style="list-style-type: none"> <li>• <b>EXAM 2 will be available from 10/08 (Monday) to 10/11 (Thursday)</b></li> <li>• <b>Post Reflection</b></li> </ul>	
3	10/15 – 10/19	The Cell Cycle and Cell Division	<ul style="list-style-type: none"> <li>• Reading: Ch7</li> <li>• WK #8 Discussion Topic</li> <li>• Quiz 5</li> </ul>
	10/22 – 10/26	Inheritance, Genes and Chromosomes	<ul style="list-style-type: none"> <li>• Reading: Ch8</li> <li>• WK #9 Discussion Topic</li> <li>• Quiz 6</li> </ul>

	10/29 – 11/02	<ul style="list-style-type: none"> <li>• EXAM 3 will be available 11/29 (Monday) to 11/01 (Thursday)</li> <li>• Post Reflection</li> </ul>	
4	11/05 – 11/09	Mechanisms of Evolution	<ul style="list-style-type: none"> <li>• Reading: Ch15</li> <li>• WK #11 Discussion Topic</li> <li>• Quiz 7</li> </ul>
	11/12 – 11/16	Reconstructing and Using Phylogenies	<ul style="list-style-type: none"> <li>• Reading: Ch16</li> <li>• WK #12 Discussion Topic</li> <li>• Quiz 8</li> </ul>
	10/19 – 11/23	<ul style="list-style-type: none"> <li>• EXAM 4 will be available from 10/19 (Monday) to 11/22 (Thursday)</li> </ul>	
	11/26 – 11/30	Speciation	<ul style="list-style-type: none"> <li>• Reading: Ch17</li> <li>• WK #14 Discussion Topic</li> <li>• Quiz 9</li> </ul>
	12/03 – 12/06	<ul style="list-style-type: none"> <li>• EXAM 5 will be available from 12/03 (Monday) to 12/06 (Thursday)</li> <li>• Post Reflection</li> </ul>	

**Online Exams (40%):** There will be five exams during the semester. Each exam will have 50 multiple choices. Exams are only available during the scheduled time. If you fail to complete the exam before the deadline, 10 points/day will be deducted from your grade until the exam is closed. If you fail to complete the exam before the closing date, the exam will be closed and you will receive a grade of zero (0) for that exam. The exams are timed. You will have 65 minutes to complete and submit each exam after you start the exam. When taking the exam, you are allowed to use any class materials but you are not allowed to collaborate with any other individual, which is considered as cheating and will be referred to the Dean of Students Office for possible disciplinary action.

**Online Quizzes (30%):** Start from the second week, you have to take the Online quizzes at the end of each chapter. If you fail to complete the quiz before the deadline, the quiz will be closed and you will receive a grade of zero (0) for that quiz. When taking the quiz, you are allowed to use any class materials but you are not allowed to collaborate with any other individual, which is considered as cheating and will be referred to the Dean of Students Office for possible disciplinary action.


**Missed Examination Policy:** There are **no make-up exams**. A missed examination contributes zero percent toward to the student's final course grade. Since this is an online course, exams are delivered via a database. Once an exam has closed it will no longer be possible to retake the exam. **Do not use a wireless internet connection to complete assignments or take exams as these connections can be unreliable and can cause submission of your work before you've completed the work and nothing can be done.** However, if a student must miss an exam because of serious illness, he or she must contact Dr. Lin **24 HOURS BEFORE** the deadline of the test and the student will have **7 DAYS** to discuss the situation and provide verifiable medical notes to schedule a **PAPER MAKEUP EXAM**.

**Post-Reflection (20%):** There is one post-reflection for each unit to help each student construct meaning from the content learned, and apply the learnings to other contexts and settings. You need to complete a short essay (~500 words) to answer the following questions.

1. What did you learn from the unit?
2. What would you like to learn more about?
3. What are some ways you could share this learning with your friends or family?
4. What can you do with what you learn?

**Grading Rubric for post-reflection**

Rubric Detail


Criteria	Levels of Achievement		
	No Credit	Proficient	Excellent
<b>Organization</b>  <b>Weight</b> 100.00%	<b>0 %</b> Lacks development and self-reflection. Present the reflection in a poorly organized manner. Does not make a connection to future plans.	<b>70 %</b> Demonstrate a reflective analysis. Presents the reflection in a well-organized manner. Draw conclusions and makes a connection to future plans.	<b>100 %</b> Demonstrate a thorough self-reflective analysis. Presents the reflection in a compelling, high-organized manner. Draw conclusions and make connections to future plans.

**Online Blackboard Discussion Topics (10%):** There is one Discussion Board Topic each week. Discussion Board Topics give students the opportunity to strengthen their ability to communicate effectively in writing. Students should answer the question posted in the Discussion Board Topic and comment on responses made by other students. Students are expected to post contributions that are well thought out, well written, and that apply the principles of effective communication.

Here is what is expected of you: (1) Students are expected to log on and participate in weekly Discussion Board Topics at least twice a week. (2) Post your answer to the Discussion Board Topic before the deadlines. (3) Post at least one separate response to a classmate. If you fail to complete the blackboard discussion before the deadline, the discussion topic will be closed and you will receive a grade of zero (0) for that discussion topic.

Last minute posts that are inaccurate, sloppy, unorganized, and unclear help no one. If you find that a post is unclear or inaccurate, it is your role to ask your classmate for further clarification or to point out the inaccuracy. If someone replies to your post with a question, you owe him or her the courtesy of a response. You are also responsible for posting your answers and replies on time.

## Grading Rubric for online discussion topics

Criteria	Levels of Achievement				
	Unsatisfactory	Satisfactory	Proficient	Supereme	Exemplary
<b>Quantity, timeliness, and contribution</b>  <b>Weight 100.00%</b>	<b>0 %</b> Does not make an entry on discussion board, or Does not submit an entry of at least 100-words 0 points = absence	<b>60 %</b> Submits at least one 50 word discussion entry showing evidence of knowledge and understanding of course content and applicability to professional practice. 6 point = attendance	<b>80 %</b> Submits at least one 50 word discussion entry showing evidence of knowledge and understanding of course content and applicability to professional practice, and Submits at least one thoughtful peer response in the session, showing evidence of knowledge and understanding of course content and applicability to professional practice, and includes other resources that extend the learning of the community. 8 points = attendance + extra credit	<b>90 %</b> Submits at least one 50 word discussion entry showing evidence of knowledge and understanding of course content and applicability to professional practice, and Submits at least one thoughtful peer response early in the session, and one more response closer to the end of the session, showing evidence of knowledge and understanding of course content and applicability to professional practice, and includes other resources that extend the learning of the community. 9 points = attendance + extra credit	<b>100 %</b> Submits at least one 50 word discussion entry showing evidence of knowledge and understanding of course content and applicability to professional practice, and Submits at least two thoughtful peer response early in the session, and one more response closer to the end of the session, showing evidence of knowledge and understanding of course content and applicability to professional practice, and includes other resources that extend the learning of the community. 10 points = attendance + extra credit

### Responding to Posts

It's called a discussion forum because people are actually supposed to discuss ideas! Clever, huh? That means it will only be useful if you respond to others, not just post your own messages. You will not get the best results or grades from this kind of communication if you don't react to your classmates.

To respond to a message, simply enter the appropriate forum, then click on the subject of a message. Read the message, and if you want to respond, scroll to the bottom and click "Reply." Type your message and "Submit." Here are more hints:

- **Don't agree with everything.** "Good idea!," "I agree," or "I think the same thing" are not worthwhile responses. They don't add to the conversation. If you do agree with the

poster, then try to add another example or clarify the point more. It's OK to have a different opinion. On the other hand...

- **Don't disagree with everything.** You won't impress anyone by being critical of every posting that is made. Try to be generous in interpreting others. Ask clarifying questions if you are not sure you understand.
- **Search for balanced replies.** When you respond to others, try to include both positives and negatives about what they have said. Tell them what you like about their ideas or compliment their intentions. Then let them know what part of their response they should consider giving more thought or looking at again.
- **Replies should be useful.** A good reply will give everyone following along more to think about. If it is critical, the critique will be specific, clear, and point toward possible improvements. Often, asking more questions is the best sort of reply. A good reply will encourage the poster to respond again. Hopefully, they will look forward to more interactions with you in the future.
- **Attack arguments, but don't attack people.** Don't get personal in a discussion forum. At the worst, be generous and assume that it is the person's idea that you don't like, not the person. Ad hominem attacks (against the person) will lose friends and participation points for you. So will racist, sexist, ageist, and other bigoted comments. So will profanity and obscenity. Let's stay civil!
- **If you encounter difficulties or the argument gets too hot, let your instructor know.** Your instructor will be checking the forum regularly, but may miss a critical posting. If someone posts something that upsets you, talk to your instructor about it. In some cases, your instructor might help clear up misunderstandings, or if necessary, delete an offensive message from the discourse.

### ***Inappropriate Behavior***

Some behaviors are inappropriate in a discussion group. This is especially true for academic groups. Remember that your professor is reading this discussion and act accordingly. Examples of inappropriate conducts are:

- Using abusive, disrespectful or foul language
- Using sexually suggestive language (either explicit or implicit) that could be perceived as offensive or harassing.
- Threatening others
- Insulting others or denigrating the opinions of others. It is quite normal to disagree, but do so respectfully and without personal attacks.
- Making personal attacks
  1. Posting in all capital letters, it looks like you are screaming

2. Responding in anger – if you are angry take a ten minute break before responding
3. Posting racist or hateful comments about ethnicity, gender, intelligence or income level
4. Be very careful if you decide to use sarcasm – it can easily be misunderstood

**Grading:** Grading scale: A=90-100%; B=80-89%; C=70-79%; D=60-69%; F is <60%.

Online Exams (5)	40%
Online Quizzes (9)	30%
Post-Reflection (4)	20%
Blackboard Discussion Topics (10)	10%

**Absence/Drop/Incomplete Policy:** It is your responsibility to complete the scheduled activities before the dead-line. If you cannot complete the assigned activities due to a serious illness or a legitimate excuse such as military personnel called to active duty or training, make arrangements with me before you leave. **November 2nd** is the last day students may drop with an automatic “W”. The College of Science will remain aligned with the University and not approve any drop requests after that date.

All grades of Incomplete must be accompanied by an Incomplete Contract that has been signed by the instructor of record, student, departmental chair, and the dean. Although UTEP will allow a maximum of one year to complete this contract, the College of Science requests it be limited to month based upon completion data. A grade of Incomplete is only used in extraordinary circumstances confined to a limited event such as a missed exam, project, or lab. If the student has missed a significant amount of work (e.g. multiple assignments or tasks), a grade of Incomplete is not appropriate or warranted.

**Academic Integrity Policy:** UTEP’s policies regarding academic integrity apply in this course. Information on this policy can be found at <http://academics.utep.edu/Default.aspx?tabid=23785>

**Disability Statement:** If a student has or suspects he/she has a disability and needs an accommodation, he/she should contact the Disabled Student Services Office (DSSO) at 7475148 or at <dss@utep.edu> or go to Room 106 Union East Building. The student is responsible for presenting to the instructor any DSS accommodation letters and instructions.

**GUIDELINES FOR SUCCESS:**

1. Read the textbook actively before and after each lecture. Discuss what you are learning with friends and family. Expect to spend at least 3 hours/lecture studying for this class.
2. Access the following recommended websites:
  - Khan Academy: [www.khanacademy.org](http://www.khanacademy.org)
  - Crash Course at Youtube: [www.youtube.com/user/crashcourse](http://www.youtube.com/user/crashcourse) (Hank Green - vlogbrothers) Select Biology.

- Ted Talks: [www.ted.com/talks](http://www.ted.com/talks)
3. Working in Study Groups and tutoring are highly recommended.