



THE UNIVERSITY OF TEXAS AT EL PASO
College of Education- Department of Teacher Education

Title of Course: TED 5302 CRN 11254 Manage Student-Centered Classroom	Course Credits: 3 Course Level: Graduate
Semester: Fall 2022	Instructor Information: Name: Heather Click-Cuellar, Ph.D. Office: Education Room 210-B Office hours: Email for Zoom appointment- hclick@utep.edu
Day/Time: This course is 100% Online Instructional Method (asynchronous), meaning that all assignments, videos, and resources will be posted in BlackBoard with instructions. Refer to the Course Schedule below for an outline of weekly modules for the semester.	

Course Description

This course will provide theory and reflective practice activities on how to manage instruction and relationships in a student-centered classroom. Emphasis is placed on classrooms as communities of learning and on communication skills. Connections will be made to the Miner Assessment Tool, used in your UTEP Miner Teacher Residency.

Course Format Information

100% Online. All course assignments, videos, and resources will be posted on BlackBoard. Each week, a new module will be posted no later than Monday at noon. Each weekly assignment will have a due date of Sunday by 11:59 pm unless otherwise stated.

The standard recommendation across American universities is to plan for approximately three hours of study time for every one credit hour taken. Therefore, for this course, you can expect each week to spend 3 hours of class time + 9 hours of study and prep time, which equals approximately 12 hours per week devoted to this course. Please read the syllabus and information in the course BlackBoard site VERY carefully; understand *what* you need to do and *when* you need to do it so you may plan study time accordingly. If you do not understand what to do or when to do it, you should contact Heather Click-Cuellar at hclick@utep.edu.

Course content is delivered via the Internet through the Blackboard learning management system. Ensure your UTEP e-mail account is working and that you have access to the Web and a stable web browser. Google Chrome and Mozilla Firefox are the best browsers for Blackboard; other browsers may cause complications. When having technical difficulties, update your browser, clear your cache, or try switching to another browser.


For Technical Assistance

For technical problems with our online course site or related computer/Internet applications, please contact the UTEP Helpdesk: M - F: 7AM - 8PM, Sat: 9AM - 1PM, Sundays 11-4 PM. On campus phone: 915.747.5257. Off campus: 915.747.4357. If you are on campus, you may also visit the

ATLAS lab located within the Undergraduate Learning Center (UGLC building) or the Technology Support Center in Room 300, Library.

Required Text

Burden, P. (2020). *Classroom management: Creating a successful K-12 learning community* (7th ed.). Hoboken, NJ: Wiley.



Additional Required Readings

<p>Miner Assessment Tool (MAT) https://drive.google.com/file/d/12kYdBkji75fpaPVF-3YBPAPg9wB149K/view?usp=sharing</p>
<p>The Colorado Education Initiative: SPS Survey Items http://www.coloradoedinitiative.org/wp-content/uploads/2015/02/SPS_Administration_survey-instrument-3-5-CEI.pdf</p>
<p>The Colorado Education Initiative- SPS Instructional Strategies Guides Grades K-5 Grades 6-12</p>
<p>lead4ward http://www.Lead4ward.com/resources</p>

Student Learning Outcomes

Focal TEXAS TEACHING STANDARDS [SBEC] TED5302 students will be able to:	Assessment of SBEC Learning Outcomes
Knowledge of Students and Student Learning	
Demonstrate the belief that all students have the potential to achieve at high levels and support all students in their pursuit of social-emotional learning and academic success.	Weekly Reflection Posts Final Project: Philosophy of a Student-Centered Classroom
Purposefully utilize learners' individual strengths as a basis for academic and social-emotional growth.	Weekly Reflection Posts
Create a community of learners in an inclusive environment that views differences in learning and background as educational assets.	Weekly Reflection Posts Final Project: Philosophy, Parent Letter, Class Poster
Acquire, analyze, and use background information (familial, cultural, educational, linguistic, and developmental characteristics) to engage students in learning.	Weekly Reflection Posts Final Project: SPS Intervention

There will be weekly videos, activities, and assignments in addition to the major performance tasks listed in the Course Schedule below. This coursework **may or may not be** included in the general syllabus. It is imperative that you maintain an active presence with completion of BlackBoard assignments and all necessary course requirements.

UTEP Learning Resources

All submitted written work turned in will be considered final, rather than draft form. Submitting work with a substantial number of grammatical, spelling, and/or punctuation errors may affect your grade.

All submitted written work should be in APA writing style format. In addition to the latest APA Manual (<http://www.apastyle.org/manual/>), which is available for purchase and is also available in the library; you may use the OWL resource - <https://owl.english.purdue.edu/owl/resource/560/01/>.

The University Writing Center (UWC): Please utilize the UTEP Writing Center as needed- <http://uwc.utep.edu>. Library Building, Rm. 227: (915) 747-5112

The UWC provides online consultations to all UTEP students at no cost. They also have walk-in services. It is a terrific resource! If I suggest you attend the Writing Center, it is because I think you will benefit from it. It is not a punishment – it's intended to help you. Check the website for more information: <http://uwc.utep.edu>

Standards of Academic Integrity

Students are expected to uphold the highest standards of academic integrity. Any form of scholastic dishonesty is an affront to the pursuit of knowledge and jeopardizes the quality of the degree awarded to all graduates of UTEP. Any student who commits an act of scholastic dishonesty is subject to discipline. Scholastic dishonesty includes, but is not limited to cheating, plagiarism, collusion, the submission for credit of any work or materials that are not attributable in whole or in part to another person, taking an examination for another person, any act designed to give unfair advantage to a student or the attempt to commit such acts. Proven violations of the detailed regulations, as printed in the Handbook of Operating Procedures (HOP) and available in the Office of the Dean of Students, may result in sanctions ranging from disciplinary probation, to failing grades on the work in question, to failing grades in the course, to suspension or dismissal, among others.

Students with Disabilities Statement

If you have or believe you have a disability, you may wish to self-identify. You can do so by providing documentation to the Center for Accommodations and Support Services (CASS) located in Union E Room 106. Students who have been designated as having a disability must reactivate their standing with CASS on a yearly basis. Failure to report to this office will place a student on the inactive list and nullify benefits received. If you have a condition which may affect your ability to exit safely from the premises in an emergency or which may cause an emergency during class, you are encouraged to discuss this in confidence with the instructor and/or the director of CASS. You may call 915-747-5148 for general information about the Americans with Disabilities Act (ADA).

Guide to Online Etiquette

As a member of the learning community of this online class, the following is a list of specific expectations (Note that this list is not exhaustive and that it may be added to as needed throughout the semester):

- **You are expected to actively engage in the learning community of this class.** This includes: completing the coursework tasks as outlined in each week's BlackBoard module, actively contributing to postings, seeking guidance if you have questions (note that if you have a question, it is likely that everyone will benefit from asking your question), and exhibiting professional courtesy during interactions with classmates/ your instructor. Class

participation includes, but is not limited to: engaging in activities and writing, volunteering input in class postings, answering questions, defending personal viewpoints, and presenting completed assignments to your classmates.

- **You are expected to exhibit appropriate behavior for a higher education learning environment.**

Logging in to our online course via BlackBoard is the equivalent of walking on to the UTEP campus. Therefore, the rules of conduct that apply on campus also apply in our BlackBoard environment. BlackBoard is a place to engage in social learning; it is meant to be a safe space for all. Our ideas and beliefs shape who we are, and will differ from our peers; sharing these within class allow us to learn different perspectives and points of view. This can only happen successfully if everyone in our learning community is respectful of individual ideas. You are encouraged to fully participate in all activities with an open mind to new experiences. In particular, the following are general guidelines for online interactions:

- All the information discussed between peers and/or with your instructor should be kept confidential, thus providing a safe atmosphere for creative expression, free of judgment.
- You are encouraged to participate to the depth that you feel comfortable sharing with the class (Note: An electronic record will remain, so be thoughtful in how much personal information you share. The general rule is: share only that which you would be comfortable seeing printed in a newspaper/ public Internet page.).
- Do not use inappropriate language, all capital letters, or language short cuts (i.e. texting shorthand). Online entries should reflect academic writing standards, with edited spelling, grammar, and punctuation.
- When reacting to someone else's message, whether in agreement or disagreement, please address the ideas, not the person. (Note: Harassing, flaming and/or inappropriate postings will not be tolerated.)
- Be sure to read everyone's responses before posting. Avoid repetition of what someone else has already said. Add something new to the discussion!
- Please refrain from posting simple yes/no or I agree/disagree answers (this will NOT earn you participation points). The point of our online interactions is to create a rich and meaningful sharing of ideas; therefore, posts and responses should: justify positions, provide specific examples, and demonstrate that you have read the required readings and your classmates' comments carefully and thoughtfully.

- **You are expected to exhibit high-level time management skills and turn your work in ON TIME.**

Timely completion of all coursework is essential for this class to run smoothly. Therefore, late work will NOT be accepted without penalty. All online assignments are due by the due date and time listed in the task directions (see each weekly session in our BlackBoard for specific details). Please ensure that you carefully read all instructions for each assignment, particularly the due dates and times, and then schedule the time you devote to this class accordingly.

Attendance Policy

Since this class is 100% online, completion of assignments ON TIME is considered your attendance. Missing 3 assignments or inactivity for 2 weeks could result in being dropped from the course.

If BlackBoard is down and you cannot get into our course site to post work by the required due date: you must email me (through regular e-mail hclick@utep.edu) IMMEDIATELY WITH AN ATTACHMENT OF YOUR WORK. When you do this, I will know that you have completed the work in a timely manner and it will be accepted. If you email me indicating that you did not post your coursework because Blackboard is down, but you do not send me your work as an attachment in the message, you will not receive full credit for your work.

If you are unclear of expectations for the course material or completing course work for any reason—**BE PROACTIVE!** I am here for you (email, Zoom). I *strongly* encourage you to reach out to me as soon as possible (do not wait until the day before something is due or the end of the semester) and we will work together to make this class a success for you!

Course Evaluation/ Grades

<u>Coursework Assignments</u>		
Reflection Posts:		
Reflections from Readings	3 points x 10 posts	30 points
Peer Responses to Posts	3 points x 10 posts	30 points
Additional Class Assignments		60 points
Cumulative Final Project:		
Part 1- Philosophy of My Student Centered Classroom		10 points
Part 2- Sample Parent Letter		5 points
Part 3- Sample Class Expectation Poster		10 points
Part 4- Student Perception Survey Component		10 points
Presentation of Final Project		5 points

Total		100 points

Grading Scale:	
A	90-100 points
B	80-89 points
C	70-79 points
D	60-69 points
F	Below 60 points
Note: <u>2 weeks of inactivity</u> or <u>3 missed assignments</u> and failure to communicate with instructor will constitute automatic drop from the course.	

Assignments

Online discussion posts (10 total): (150-250 words for each discussion posting)—you will need to post your well-supported **reflection** for a given number of assigned readings.

You must also complete one (100-200 words) well-developed **response** to a peer's reflection. Follow APA guidelines for your submission. Remember to spell check and grammar check your initial posting and your peer response.

Your response should follow a "crisscross" discussion format. If someone already has a response, then scroll down the discussion thread and find someone who needs a response and reply to that individual. You will post one initial reflection to the Discussion Board forum, and then respond to a colleague's reflection post. As possible, choose colleagues who do not already have a response and/or whom you have not interacted with before. *See the assignment guidelines and rubric below for assessment and evaluation.*

Do not send attachments. Instead, write each reflection posting and response in the message box of the BlackBoard thread.

Cumulative Final Project: My Student Centered Classroom

Throughout the semester, you will synthesize course readings, videos, and discussions to assemble a final project that represents your ability to apply the goals and objectives of the course to each of the four components.

Part 1- My Philosophy of a Student-Centered Classroom (10 points)

Your philosophy section should be written as a narrative (2-3 pages) and citations should be APA style. You must include the following:

- your choice between low, medium, or high teacher control in the classroom as described by Burden (2020) and your reasoning for this choice (refer to Chapter 2);
- identification of the discipline model(s) that inform your philosophy and how (refer to Chapter 2);
- your own experiences as a student that have helped carve your beliefs;
- how your philosophy address Domain 3 components of the Miner Assessment Tool (3.1, 3.2, and 3.3);
- what key communication skills you will implement to establish an effective, positive teacher presence in your classroom (refer to Chapter 6)

Part 2- Sample Beginning of the Year Parent Letter (5 points)

This section should be written in letter or brochure form (1 page) as if it were to be sent home (or emailed) to all your students' parents at the beginning of the year. Be sure to check for spelling and grammar (you wouldn't want to have parents read errors!). Your letter must include:

- your classroom expectations for academics and behavior;
- incentives and consequences for appropriate and inappropriate student behavior;
- what you want parents to know about you (times to reach you, your education/certification/background, hobbies and passions). It is okay to imagine you are already teaching and make some of these details up to make it more authentic.

Part 3- Sample Poster of Class Rules (10 points)

Feel free to use your creativity with this! You will design a fictitious poster to model how you will post class rules. You may use Word, Power Point, paper and markers, or other software to create your poster. You may take a screen shot to plug into your final project submission file. Refer to Chapter 4 and the recommendations from our text as you design this poster.

*You will accompany your poster with a description (1/2- 1 page) of how you will create these rules and get student buy in.

- Will you have students give input when creating these rules?
- How will you ensure students have a solid understanding of your behavior expectations?
- Where will this poster be hung in your room?
- What points in time will the rules be taught and reviewed?

Part 4- Student Perception Survey Component (10 points)

This section requires you to consider your chosen discipline model(s) as context for examining the Colorado Education Initiative's Student Perception Survey constructs. You will choose one survey item to explore by reviewing related interventions and choose one intervention to expand upon. You will describe a plan for implementation of your intervention and predict the results. You will include your reasoning for choosing the survey items as well as the intervention and apply course readings, videos, and resources that guided your decisions. (1-2 pages)


Presentation of Cumulative Final Project (5 points)

You will record yourself presenting a portion of your final project. Your audience will be your classmates. Format and details will be posted in BlackBoard.


*See scoring rubrics below for details on work quality.

TED 5302 Tentative Course Schedule

This schedule is a *guide* and *may be changed* as needed to meet the needs of students. Changes to the calendar will be shared as **Announcements** in Blackboard or in weekly modules. Please stay on top of your UTEP email and check Blackboard regularly so that you do not miss important updates! Details about assignments and readings are in the weekly coursework module descriptions.

Assignments and Due Dates (refer to BlackBoard each week for assignment details)	
Week 1 8/22-8/28	<p>Read: Poem- ‘Cause I Ain’t Got a Pencil; Domain 3 of the Miner Assessment Tool</p> <p>View: Refer to BlackBoard for video(s) of the week</p> <p>Assignments Due: Introductory post (due 8/28 by 11:59pm) Reflection to Week 1 Prompt (due 8/27 by noon) Response to one peer’s Week 1 Reflection (due 8/28 by 11:59pm)</p>
Week 2 8/29-9/4	<p>Read: Burden- Chapter 1 Understanding Management and Discipline in the Classroom, pages 2-6 and 9-15; Domain 3 of the Miner Assessment Tool</p> <p>View: Refer to BlackBoard for video(s) of the week</p> <p>Assignments Due: Reflection to Week 2 Prompt (due 9/3 by noon) Response to one peer’s Week 2 Reflection (due 9/4 by 11:59pm)</p>
Week 3 9/5-9/11	<p>Read: Burden- Chapter 2 Models of Discipline pages 18-40</p> <p>View: Refer to BlackBoard for video(s) of the week</p> <p>Assignments Due: Reflection to Week 3 Prompt (due 9/10 by noon) Response to peer’s Week 3 Reflection (due 9/11 by 11:59pm)</p> 
Week 4 9/12-9/18	<p>Read: Burden- Chapter 3 Preparing for the School Year pages 41-61 Domain 3 of the Miner Assessment Tool</p> <p>View: Refer to BlackBoard for video(s) of the week</p> <p>Assignments Due: Reflection to Week 4 Prompt (due 9/17 by noon)</p>

	<p>Response to peer's Week 4 Reflection (due 9/18 by 11:59pm)</p> <p>Final Project Part 1- My Philosophy of a Student-Centered Classroom (see BlackBoard for details). This will NOT need to be submitted yet, but should be completed at this time for adequate progress toward completion of the cumulative final project.</p>
<p>Week 5 9/19-9/25</p>	<p>Read: Burden- Chapter 4 Choosing Rules and Procedures pages 64-77 Domain 3 of the Miner Assessment Tool</p> <p>View: Refer to BlackBoard for video(s) of the week</p> <p>Assignments Due: Reflection to Week 5 Prompt (due 9/24 by noon) Response to peer's Week 5 Reflection (due 9/25 by 11:59pm)</p>
<p>Week 6 9/26-10/2</p>	<p>Read: Burden- Chapter 5 Maintaining Appropriate Student Behavior pages 79-99 Domain 3 of the Miner Assessment Tool</p> <p>View: Refer to BlackBoard for video(s) of the week</p> <p>Assignments Due: Reflection to Week 6 Prompt (due 10/1 by noon) Response to peer's Week 6 Reflection (due 10/2 by 11:59pm)</p> <p>Final Project Part 2- Sample beginning of the year parent letter (see BlackBoard for details). This will NOT need to be submitted yet, but should be completed at this time for adequate progress toward completion of the cumulative final project.</p>
<p>Week 7 10/3-10/9</p>	<p>Read: Burden- Chapter 6 Communication Skills for Teaching pages 100-121 Domain 3 of the Miner Assessment Tool</p> <p>View: Refer to BlackBoard for video(s) of the week</p> <p>Assignments Due: Reflection to Week 7 Prompt (due 10/8 by noon) Response to peer's Week 7 Reflection (due 10/9 by 11:59pm)</p>
<p>Week 8 10/10-10/16</p>	<p>Read: Burden- Chapter 7 Knowing and Connecting with Your Students pages 122-147 Domain 3 of the Miner Assessment Tool</p> <p>View: Refer to BlackBoard for video(s) of the week</p> <p>Assignments Due: Reflection to Week 8 Prompt (due 10/15 by noon) Response to peer's Week 8 Reflection (due 10/16 by 11:59pm)</p>
<p>Week 9 10/17-10/23</p>	<p>Read: Burden- Chapter 8 Planning and Conducting Instruction pages 149-172 Domain 3 of the Miner Assessment Tool</p> <p>View: Refer to BlackBoard for video(s) of the week</p> <p>Assignments Due:</p>

	<p>Reflection to Week 9 Prompt (due 10/22 by noon) Response to peer's Week 9 Reflection (due 10/23 by 11:59pm)</p>
<p>Week 10 10/24-10/30</p>	<p>Read: Burden- Chapter 9 Responding to Inappropriate Behavior pages 174-196 Domain 3 of the Miner Assessment Tool</p> <p>View: Refer to BlackBoard for video(s) of the week</p> <p>Assignments Due: Reflection to Week 10 Prompt (due 10/29 by noon) Response to peer's Week 10 Reflection (due 10/30 by 11:59pm)</p> <p>Final Project Part 3- Sample poster of classroom rules and expectations (see BlackBoard for details). This will NOT need to be submitted yet, but should be completed at this time for adequate progress toward completion of the cumulative final project.</p>
<p>Week 11 10/31-11/6</p>	<p>Read: Burden- Chapter 10 Dealing with Challenging or Violent Students pages 197-218 Domain 3 of the Miner Assessment Tool</p> <p>View: Refer to BlackBoard for video(s) of the week</p> <p>Assignments Due: Begin working on Final Project Part 4- Student Perception Survey Intervention and Predicted Result (see BlackBoard for details). You are to work on this component this week and next week.</p>
<p>Week 12 11/7-11/13</p>	<p>Read: Burden- Chapter 11 Collaborating with Colleagues and Families pages 220-242 Domain 3 of the Miner Assessment Tool</p> <p>View: Refer to BlackBoard for video(s) of the week</p> <p>Assignments Due: Final Project Part 4- Student Perception Survey Intervention and Predicted Result (see BlackBoard for details). This will NOT need to be submitted yet, but should be completed at this time for adequate progress toward completion of the cumulative final project.</p>
<p>Week 13 11/14-11/20</p>	<p>Read: PPR Exam Questions: Review and Analysis</p> <p>Assignments Due: Post a DRAFT of your complete Final Project for your assigned partner to review and provide feedback (due 11/20 by 11:59pm)</p>
<p>Week 14 11/21-11/27</p>	<p>Read: PPR Exam Questions: Review and Analysis</p> <p>Assignments Due: Final Project Feedback due to your assigned partner. Post feedback with suggestions for improvement. Begin your post with "The feedback I am providing is for _____." (due 11/27 by 11:59pm)</p> 
<p>Week 15 11/28-12/4</p>	<p>Assignments Due: Submit Final Project. You will be granted access to a One Drive folder for your submission. (due 12/4 by noon) Flipgrid recording- presentation of your Student-Centered Classroom Philosophy to your peers (due 12/4 by noon)</p>
<p>Final</p>	<p>There is no final exam for this course.</p>

****Syllabus is subject to change.****

Additional Guidelines for Weekly Reflection and Response Postings (BlackBoard)

Posted responses should be *worthy of credit* – helping our thinking about the topic and the discussion to move forward. *See examples of credit-worthy postings below.* All responses are to include at least one appropriate (APA) citation from the assigned class readings and/or additional readings.

Discussion Responsibilities

1. Respect each other’s differences and do not make or take it personal.
2. Keep to the issues and not the person posting.
3. Keep conversations professional regarding other programs and colleagues.
4. Use “I” messages as much as possible when sharing.
5. Ask for understanding of another’s perspective if you are unclear.
6. Because the discussion board is text based, use *Netiquette* (no capitalized complete words, etc.) and check your writing from another person’s perspective before posting.
7. Ask for clarification if you feel offended, concerned, or do not understand.

Online Discussion Rubric- Work Quality

Criteria Engaged	Comprehensive	Moderate	Non-substantive	Possible Points
Responsiveness to discussion topic: Reflection and response demonstrates knowledge & understanding from assigned readings/videos	<p>Reflection: It is obvious that assigned readings/videos were incorporated into the reflection; relates to the topic of the prompt.</p> <p>Response to peer: Posting adds to the discussion by identifying important relationships, putting ideas together in some unique way, or offering a critique as a point of discussion.</p>	<p>Reflection: Some effective discussion of the readings/videos is included; relates to the topic of the prompt.</p> <p>Response to peer: Response adds to the discussion by clarifying information or showing how it can be applied in a particular situation, but does not break down individual thoughts and ideas to create something new or criticize an idea based on new thoughts.</p>	<p>Reflection: Lacking effective discussion of assigned course readings; and/or does not relate to the topic of the prompt.</p> <p>Response to peer: Response is too general to help move the discussion forward.</p>	3 pts
Written conventions, APA, and timeliness	<p>All postings (including peer response) on time</p> <p>Grammar rules and written conventions followed</p> <p>All sources cited correctly in APA</p>	<p>Late postings</p> <p>Written convention rules may be inconsistent</p> <p>Incorrect APA citations</p>	<p>Postings are incomplete and/or late</p> <p>Lacking written conventions, grammar</p> <p>Lacking APA format</p>	3 pts
TOTAL POINTS POSSIBLE				6 pts per post/response

Example of an effective response:

Example– “I believe that learning is more effective if we allow learners to create their own behavioral objectives. Like Driscoll (2017, p. 114), I believe that ‘Learners are not empty vessels waiting to be filled, but rather active organisms seeking meaning’. Bearing in mind that we are all products of our own experiences; be it socioeconomic, gender specific, cultural and/or family related, I firmly believe that the learning needs of learners should always be the force, which guides the instructional development process and the crafting of meaningful behavioral objectives. Therefore, differentiated

instruction is of paramount importance if we are to provide meaningful learning environments, which emulate challenge, variety, creativity, and innovation.

This example is an effective response as it combines ideas learned from various resources, including an assigned reading. Original thoughts are also included.

Examples of non-effective messages to avoid in your responses:

Example 1 – “Good idea for assessing whether people know what to do.”

Example 1 is a non-effective message because it’s simply a compliment to the student that posted the original message. It doesn’t move the discussion forward or add anything substantial to the discussion and/or meaning.

Example 2 – “I have to agree. Having a subject matter expert or experienced designer look at the work is of tremendous help. It is so easy to assume things, and leave out steps here and there. It is certainly not as easy as it looks, and I can see where this process makes for a much better learning experience for the participants.”

Example 2 is a non-effective message because the student is simply agreeing with a statement made by another student. This message does little to move the discussion forward.

Example 3 – “I disagree with your definition of soft technology. Can you please tell me how you came to that conclusion?”

Example 3 is a non-effective message because, although the student disagrees, she/he doesn’t expand on the question by saying why there is disagreement.

Final Project Rubric- Work Quality

Criteria Engaged	Comprehensive (30 - 40 points)	Moderate (20 - 29 points)	Non-substantive (0 -19 points)
<i>Project demonstrates knowledge & understanding from assigned course reflections, readings/videos, and class discussions with application in a new format</i>	All four sections are complete and robust featuring components that are consistent with content learned throughout the semester; author connects with content in well-thought out and meaningful ways; multiple citations are incorporated within the project (at least 4). Presentation is complete with all outlined components and guidelines.	All four sections are complete and each features components that are linked to content from the semester; author connects with the content; some citations are incorporated within the project (2-3). Presentation is posted but may have missed components from guidelines.	Sections may be incomplete; project lacks connections to content from the semester; author fails to connect with course content in a consistent way; and limited to no citations are incorporated within the project (0-1). Presentation is missing or misses components as outlined in guidelines.
<i>Written conventions, APA, complete, and aesthetics</i>	Grammar rules and written convention followed All sources cited correctly in APA All sections are complete and aesthetically arranged so that the reader can navigate with ease	Written convention rules may be inconsistent Inconsistent or incorrect APA citations All sections are complete but there is difficulty navigating sections of the project; no flow	Lacking written convention, grammar Lacking APA format Sections are incomplete and/or sections are arranged in a way that interferes with reading for meaning