

**The University of Texas at El Paso
Music Department**

MUSA 1195: Individual Instruction- Voice Syllabus

CRN: 20540

Spring 2024

Tuesday and Thursday from 3:00pm to 3:50pm

FFA 101

Professor Diana Esparza

desparza6@utep.edu

(915) 747-7797

MFFA 235

Office hours: Tuesday from 4:00pm to 5:00pm and/or by e-mail appointment face to face or on Zoom:

<https://us02web.zoom.us/j/82337205481?pwd=ZG5JUzIYNno1c2F4Mk5OMktUTWnkZz09>

COURSE DESCRIPTION

MUSA 1195 is a required 1 credit course for lower-level voice majors. A fifty-minute lesson per week. Attendance and participation in Departmental and Area required as well as Studio Class participation. May be repeated for credit.





The student will be able to develop and improve his/her vocal and performance skills. The student will be provided with helpful tools to use in his individual practice to improve his/her musicianship.

COURSE OBJECTIVES OR EXPECTED LEARNING OUTCOMES

At the end of this course, students will be able to:

- Successfully perform by memory the assigned songs with accurate rhythm, pitch, pronunciation, good posture, and good breath support.
- Develop a healthy warm up routine and breathing exercises.
- Develop a successful method for learning new repertoire.

- Improve his/her skill on public performance.

Student Learning Objective	Outcome
Objectively assess their own performance as well as their peers through class discussion during Studio Class.	 Teamwork Skills
Identify, discuss, and demonstrate consistent practice of the primary vocal concepts of posture, respiration, phonation, resonance and articulation of self and peers.	 Critical Thinking Skills
Engage as a community of student singers to address performances in terms of expression, congruence, body language, facial expressions, etc. during Studio Class	 Communication Skills
Be appreciative and respectful of peer performance no matter the level of skill each has.	 Social Responsibility

CLASS DYNAMIC

The student will be assigned 3 to 5 songs to work over the semester. The minimum requirement is to work on a song in English, one in Italian, and one in Spanish. Students on their fourth semester must prepare 5 songs (including the 5 different languages: English, Spanish, Italian, German, and French) for their barrier jury.

All songs studied must be ready to be performed at juries at the end of the semester.

The students will be required to perform for the Voice Area Recital at least once per semester and twice at Studio Class. **Attendance to both classes is mandatory for this class.**

The student is required to hire an accompanist to play for the second half of the weekly lesson and work a half hour out-side of class.

Students will also be responsible to keep a binder (physical or electronic) with all their music, notes, translations, IPA transcriptions (International Phonetic Alphabet).

Depending on how fast the student advances he/she will be required to sing one or two songs by memory for a mid-term grade.

REQUIRED MATERIALS

One three ring binder to keep all your printed music including some extra ruled paper where you can keep class notes, practice log.

You are required to hire an accompanist to play for the second half of your weekly lesson. You may hire whoever you choose from the accompanist list available.

A “sight reading studio” Cloud Music subscription is highly suggested. This is a one-year subscription to a virtual accompaniment that provides the notes on the screen as well as it plays it. The software lets you either listen to your melody, and/or piano accompaniment. It also lets you slow down the tempo, record yourself, etc.

<https://www.makemusic.com/pricing/>

You should also compliment your Vocal library according to your voice type, most books are either specific for soprano, alto, tenor, bass or medium high and medium low.

Good books to owe during the first two years are:

The 24 Italian Songs and Arias

The First Book of Soprano Solos (Alto, Baritone, etc.)

Fifty Selected Songs in German by

I can suggest according to your level.

COURSE ASSIGNMENTS AND GRADING

Assignments for this course are assessed according to rubrics. You can find these rubrics by clicking on the appropriate assignment link in Blackboard and choosing to “View Rubric” from the button beneath the Points Possible for the assignment.

Grade Distribution:

90-100 = A 80-89 = B 70-79 = C 60-69 = D 59 and Below = F

- 20 points: Homework assignments (Includes: song transcriptions, phonetic readings, singing videos, listening assignments, etc.). This also includes weekly class preparation. You are expected to come to class with your song learned, with a printed translation and IPA transcription.
- 15 Points: Studio Class performance #1
- 15 Points: Studio Class performance #2
- 15 Points: Voice Area Recital performance
- 35 Points: Jury

IPA transcriptions: Students **must** include an IPA transcription for every foreign song they are performing.

English translations for each foreign song will also be **required** to be included on the binder along with assigned music.

The phonetic readings will be submitted (voice memo). This will provide feedback from the instructor/TA to master the accurate pronunciation.

Participation: Students are required to participate in weekly Voice Area Recital and Studio Class and there is a minimum participation requirement for each.

Area and Departmental Recital Attendance Policy

1. All students enrolled in Applied Lessons must attend a minimum of twelve (12) Area and Departmental recitals scheduled every Friday at 1:30 p.m., in the Department of Music. Failing to attend twelve (12) required recitals will lower the student’s final Applied Lesson grade by one letter. Students are responsible for signing in at each recital electronically. Students arriving late, or leaving early may have their attendance voided.
2. When a single area recital is canceled, students must either attend a different area recital held at the same time or attend a makeup event (see makeup procedures, below).

Recital Makeup Procedures

1. Students may make up Area and Departmental recital absences by attending UTEP Music Department concerts and recitals. Non-university concerts such as El Paso Opera, El Paso Symphony, El Paso Wind Symphony, and El Paso Pro-Musica, as well as any other performances given by our faculty and guests, will be accepted.
2. To receive credit for UTEP Music events with electronic programs, the student must complete the online recital makeup form, available by hyperlink within the electronic

program.

o To receive credit for events with physical paper programs, the student's program must be signed at the conclusion of the event by a music faculty member in attendance.

o The student must submit the signed program with their name and ID number clearly written on the front page to the Music Office (M301). The student must also sign the makeup log. Without this information, the student will not receive credit. There will be no exceptions.

o The deadline to turn in signed programs to the Music Office is Friday of finals week at 5:00 p.m. There will be no exceptions.

3. Students are responsible for knowing how many recitals they have or have not received credit for attending. Students may check their recital attendance by visiting the Music Office.

TECHNOLOGY REQUIREMENTS

I will be posting warm up and other materials through Blackboard. Ensure your UTEP e-mail account is working and that you have access to the Web and a stable web browser. Google Chrome and Mozilla Firefox are the best browsers for Blackboard; other browsers may cause complications. When having technical difficulties, update your browser, clear your cache, or try switching to another browser.

You will need to have access to a computer/laptop, scanner, a webcam, and a microphone. You will need to download or update the following software: Microsoft Office, Adobe Acrobat Reader, Windows Media Player, QuickTime, and Java. Check that your computer hardware and software are up-to-date and able to access all parts of the course.

If you do not have a word-processing software, you can download Word and other Microsoft Office programs (including Excel, PowerPoint, Outlook and more) for free via UTEP's Microsoft Office Portal. Click the following link for more information about [Microsoft Office 365](#) and follow the instructions.

IMPORTANT: If you encounter technical difficulties beyond your scope of troubleshooting, please contact the UTEP [Help Desk](#) as they are trained specifically in assisting with technological needs of students. Please do not contact me for this type of assistance. The Help Desk is much better equipped than I am to assist you!

Course Communication: How we will stay in contact with each other

- **Office Hours:** you can schedule an appointment through my UTEP email for an in-person consultation or we can schedule a Zoom meeting, here is my link:

<https://us02web.zoom.us/j/82337205481?pwd=ZG5JUzIXNno1c2F4Mk5OMktUTWVNkZz09>

You can schedule a meeting through e-mail.

- **Email:** UTEP e-mail is the best way to contact me. I will make every attempt to respond to your e-mail within 24-48 hours of receipt. When e-mailing me, be sure to email from your UTEP student account and please put the course number in the subject line. In the body of your e-mail, clearly state your question. At the end of your e-mail, be sure to put your first and last name, and your university identification number.
- **Discussion Board:** If you have a question that you believe other students may also have, please post it in the Help Board of the discussion boards inside of Blackboard. Please respond to other students' questions if you have a helpful response.
- **Announcements:** Check the Blackboard announcements frequently for any updates, deadlines, or other important messages.

NETIQUETTE

As we know, sometimes communication online can be challenging. It's possible to miscommunicate what we mean or to misunderstand what our classmates mean given the lack of body language and immediate feedback. Therefore, please keep these netiquette (network etiquette) guidelines in mind. Failure to observe them may result in disciplinary action.

- Always consider audience. This is a college-level course; therefore, all communication should reflect polite consideration of other's ideas.
- Respect and courtesy must be always provided to classmates and to the instructor. No harassment or inappropriate postings will be tolerated.
- When reacting to someone else's message, address the ideas, not the person. Post only what anyone would comfortably state in a face-to-face situation.
- Blackboard is not a public internet venue; all postings to it should be considered private and confidential. Whatever is posted on in these online spaces is intended for classmates and professor only. Please do not copy documents and paste them to a publicly accessible website, blog, or other space.

Course Policies: What do you need to do to be successful in the course

ATTENDANCE AND PARTICIPATION

Attendance in the course is determined by participation in the learning activities of the course. Your participation in the course is important not only for your learning and success but also to create a community of learners. Participation is determined by completion of the following activities:

- Reading/Viewing all course materials to ensure understanding of assignment requirements.
- Preparing for your lesson. You must go over your song translation, pronunciation, rhythm, notes, etc. before going into your lesson.
- The lesson is not designed to teach you the songs, but to teach you how to sing them.
- Individual practice is required to solidify technique and grow as a singer.
- There will be warm up tracks for you to practice.
- You will be required to provide an accompaniment for each song assigned so you can sing along in your lessons/practice time. More on available accompanists will be provided on the Voice Handout.
- Song memorization is expected. Don't wait until juries to do so.

Because these activities are designed to contribute to your learning each week, they cannot be made up after their due date has passed.

EXCUSED ABSENCES AND/OR COURSE DROP POLICY

According to UTEP Curriculum and Classroom Policies, "When, in the judgment of the instructor, a student has been absent to such a degree as to impair his or her status relative to credit for the course, the instructor may drop the student from the class with a grade of "W" before the course drop deadline and with a grade of "F" after the course drop deadline." See academic regulations in the UTEP Undergraduate Catalog for a list of excuse absences. Therefore, if I find that, due to non-performance in the course, you are at risk of failing, I will drop you from the course. I will provide 24 hours advance notice via email.

OR

I will not drop you from the course. However, if you feel that you are unable to complete the course successfully, please let me know and then contact the [Registrar's Office](#) to initiate the drop process. If you do not, you are at risk of receiving an "F" for the course.

DEADLINES, LATE WORK, AND ABSENCE POLICY

Major Singing assignments: you will sing at least two times at Studio Class, sing once at Area Recital, and sing for a jury at the end of the semester.

Because of the nature of this class each student will be assigned individual dates within the semester window, see chart below.

You are expected to come prepared to class, go over the rhythm, notes, translation, IPA transcription before class. Keep all materials on your three-ring binder and memorize the assigned songs ASAP.

MAKE-UP WORK

Make-up work will be given *only* in the case of a *documented* emergency. Note that make-up work may be in a different format than the original work, may require more intensive preparation, and may be graded with penalty points. If you miss an assignment and the reason is not considered excusable, you will receive a zero. It is therefore important to reach out to me—in advance if possible—and explain with proper documentation why you missed a given course requirement. Once a deadline has been established for make-up work, no further extensions or exceptions will be granted.

ALTERNATIVE MEANS OF SUBMITTING WORK IN CASE OF TECHNICAL ISSUES

I strongly suggest that you submit your work with plenty of time to spare if you have a technical issue with the course website, network, and/or your computer. I also suggest you save all your work (answers to discussion points, quizzes, exams, and essays) in a separate Word document as a back-up. This way, you will have evidence that you completed the work and will not lose credit. If you are experiencing difficulties submitting your work through the course website, please contact the UTEP Help Desk. You can email me your back-up document as a last resort.

INCOMPLETE GRADE POLICY

Incomplete grades may be requested only in exceptional circumstances after you have completed at least half of the course requirements. Talk to me immediately if you believe an incomplete is warranted. If granted, we will establish a contract of work to be completed with deadlines.

ACCOMMODATIONS POLICY

The University is committed to providing reasonable accommodations and auxiliary services to students, staff, faculty, job applicants, applicants for admissions, and other beneficiaries of University programs, services and activities with documented disabilities in order to provide them with equal opportunities to participate in programs, services, and activities in compliance with sections 503 and 504 of the Rehabilitation Act of 1973, as amended, and the Americans with Disabilities Act (ADA) of 1990 and the Americans with Disabilities Act Amendments Act (ADAAA) of 2008. Reasonable accommodations will be made unless it is determined that doing so would cause undue hardship on the University. Students requesting an accommodation based on a disability must register with the [UTEP Center for Accommodations and Support Services](#) (CASS). Contact the Center for Accommodations and Support Services at 915-7475148, or email them at cass@utep.edu, or apply for accommodations online via the [CASS portal](#).

COVID-19 Accommodations

Students are not permitted on campus when they have a positive COVID-19 test, exposure or symptoms. If you are not permitted on campus, you should contact me as soon as possible so we can arrange necessary and appropriate accommodations.

(Classes with on-campus meetings) Students who are considered high risk according to CDC guidelines and/or those who live with individuals who are considered high risk may contact [Center for Accommodations and Support Services](#) (CASS) to discuss temporary accommodations for on-campus courses and activities.

SCHOLASTIC INTEGRITY

Academic dishonesty is prohibited and is considered a violation of the UTEP Handbook of Operating Procedures. It includes, but is not limited to, cheating, plagiarism, and collusion. Cheating may involve copying from or providing information to another student, possessing unauthorized materials during a test, or falsifying research data on laboratory reports. Plagiarism occurs when someone intentionally or knowingly represents the words or ideas of another as ones' own. Collusion involves collaborating with another person to commit any academically dishonest act. Any act of academic dishonesty attempted by a UTEP student is unacceptable and will not be tolerated. All suspected violations of academic integrity at The University of Texas at El Paso must be reported to the [Office of Student Conduct and Conflict Resolution \(OSCCR\)](#) for possible disciplinary action. To learn more, please visit [HOOP: Student Conduct and Discipline](#).

CLASS RECORDINGS

The use of recordings will enable you to have access to class lectures, group discussions, and so on in the event you miss a synchronous or in-person class meeting due to illness or other extenuating circumstance. Our use of such technology is governed by the Federal Educational Rights and Privacy Act (FERPA) and UTEP's acceptable-use policy. A recording of class sessions will be kept and stored by UTEP, in accordance with FERPA and UTEP policies. Your instructor will not share the recordings of your class activities outside of course participants, which include your fellow students, teaching assistants, or graduate assistants, and any guest faculty or community-based learning partners with whom we may engage during a class session. **You may not share recordings outside of this course.** Doing so may result in disciplinary action.

COPYRIGHT STATEMENT FOR COURSE MATERIALS

All materials used in this course are protected by copyright law. The course materials are only for the use of students currently enrolled in this course and only for the purpose of this course. They may not be further disseminated.

GUIDANCE ON ARTIFICIAL INTELLIGENCE

AI prohibited.

Use of AI technologies or automated tools, particularly generative AI such as [ChatGPT](#) or [DALL-E](#), is **not allowed** for assignments in this class. Each student is expected to use critical and creative thinking skills to complete tasks and not rely on computer-generated ideas. Any direct use of AI-generated materials submitted as your own work will be treated as plagiarism and reported to the Office of Student Conduct and Conflict Resolution (OSCCR).

AI allowed only with prior permission from instructor

Use of AI technologies or automated tools, particularly generative AI such as [ChatGPT](#) or [DALL-E](#), is **only allowed with approval from the instructor BEFORE being used**. Without permission, you will be expected to think creatively and critically to complete assignments without assistance from these tools.

If given permission to use any of these tools, students must properly cite and give full credit to the program used upon submission of every relevant assignment. For example, text generated using ChatGPT must be cited:

Chat-GPT(version). Date of query (year/month/day). "Text of your query."
Generated using OpenAI. <https://chat.openai.com/>

A short paragraph describing how the tool(s) was/were used for the assignment must be included.

AI allowed with proper acknowledgement

Use of AI technologies or automated tools, particularly generative AI such as [ChatGPT](#) or [DALL-E](#), is **only allowed with proper attribution given for its use**.

Students must properly cite and give full credit to the program used upon submission of every relevant assignment. For example, text generated using ChatGPT must be cited:

Chat-GPT(version). Date of query (year/month/day). "Text of your query."
Generated using OpenAI. <https://chat.openai.com/>

A short paragraph describing how the tool(s) was/were used for the assignment must be included.

Using AI for brainstorming

Some AI technologies or automated tools, particularly generative AI such as [ChatGPT](#) or [DALL-E](#), can be beneficial during the early brainstorming stages of an activity, and you are welcome to explore them for that purpose. However, keep in mind that AI-generated ideas are not your own and may hinder your ability to think critically and creatively about a problem. It is also important to remember that these technologies often "hallucinate" or produce materials and information that are inaccurate or incomplete—even providing false citations for use.

That said, you are not allowed to submit any AI-generated work in this course as your own. If you use any information or materials created by AI technology, you are required to cite it like you would any other source. Consider how this will affect your credibility as a writer and scholar before doing so. Any direct use of AI-generated materials submitted as your own work will be treated as plagiarism and reported to the Office of Student Conduct and Conflict Resolution (OSCCR).

Free use of AI without acknowledgement

Use of AI technologies or automated tools, including generative AI such as [ChatGPT](#) or [DALL-E](#), is permitted in this class. Students must include a short paragraph, with each relevant assignment, explaining how the tool was used.

PLAGIARISM DETECTING SOFTWARE

Some of your course work and assessments may be submitted to SafeAssign, a plagiarism detecting software. SafeAssign is used to review assignment submissions for originality and will help you learn how to properly attribute sources rather than paraphrase.

COURSE RESOURCES: Where you can go for assistance.

UTEP provides a variety of student services and support. Please refer to the QR code below for a listing of campus resources or visit https://www.utep.edu/advising/student_resources/student-success-resource-hub.html.



Weekly Calendar (Subject to Change)

This calendar provides an overview of the course. More details and a weekly checklist are available in the weekly modules in Blackboard. The due date for major writing or singing video assignments is ALWAYS Sunday at 11:59 PM (MST). No late work will be accepted.

*Because of the nature of this class, the weekly calendar is very different for each individual student. I will provide your personalized assignment directly to your e-mail/blackboard.

The general important deadlines are:

By mid-September, you should be memorized with **at least** your first song. You will perform at least one of your songs by memory during class for a midterm grade.

By December 1st you must have performed at least twice at Studio Class. I will also personally register you to sing as soon as you are ready.

November 11th will be the deadline to perform at the Voice Area Recital at least once. I will personally register you as you are ready. Plan with your accompanist for that day.

The voice juries should be sung in person, be ready to be fully memorize all your assigned songs by Thanksgiving week. This will be announced officially by the Voice Faculty ASAP. Check for your accompanist availability.

You will be e-mailed the Voice Major Student Handout the second week of school with more dates and details.

	Topic	Music Due	Assignments Due	Notes
Week 1 1/16-1/19	Class introduction, syllabus.	Syllabus	Repertoire assignment	Student will keep all songs assigned in a binder physical or electronic.
Week 2 1/22- 1/26	Vocal technique Song #1	The student will go over the rhythm, notes, translation of their song prior to class.	The student will be able to sing through the first song.	The student will keep a practice log of warm-ups and song practice.
Week 3 1/20-2/2	Vocal Technique Song #1 review Start song #2	The student will go over the rhythm, notes, translation of their song prior to class.	The student will have song #1 prepared and ready to sing song #2	The student will keep a practice log of warm-up and song practice.
Week 4 2/15-2/19	Vocal Technique Song #2 and start going over song #3	Memo		The student will perform song #1 at Studio Class
Week 5 2/12/2/16	Vocal Technique Song #2 by memory Work on song #3			The student will be scheduled to perform at Area Recital in advance.