

Course Materials & Technology Requirements

No textbook required; all course materials are available via the internet through Blackboard.

Ensure your UTEP email account is working and that you have internet access and a stable web browser. Google Chrome and Mozilla Firefox are the best browsers for Blackboard; other browsers may cause complications. When having technical difficulties, update your browser, clear your cache, or try switching to another browser. You will need to have access to a computer/laptop.

The following software is recommended: Microsoft Office and Adobe Acrobat Reader. Check that your computer hardware and software are up-to-date and able to access all parts of the course. If you do not have a word-processing software, you can download Word and other Microsoft Office programs for free via UTEP's Microsoft Office Portal. Click the following link for more information about [Microsoft Office 365](#) and follow the instructions.

If you encounter technical difficulties beyond your scope of troubleshooting, please contact the UTEP [Help Desk](#) as they are trained specifically in assisting with technological needs of students. Please avoid contacting me for this type of assistance. The Help Desk is much better equipped than I am to assist you!

Course Assignments

CRW 3362 is graded on a scale of 0-1000. The course assignments are outlined below. Please note that specific instructions will be provided on Blackboard.

Syllabus Scavenger Quiz: You will complete a quiz testing your knowledge about the course requirements and the design of your Blackboard shell. This activity ensures you read the syllabus carefully—instead of going over it during the hectic first week of class— and navigate Blackboard at your own pace. Due date: Monday, January 27 by 1:30 pm. *30 points*

Grade Distribution



| |
|-------------------|
| 1000-900 = A |
| 899-800 = B |
| 799 -700 = C |
| 699- 600 = D |
| 599 and below = F |

Reading Journals (RJ): The purpose of this weekly assignment is to process the material by yourself to then engage in conversation with your classmates and instructor. To write mindful reading journals please read the materials carefully before class, think about what you read and how it made you feel, then answer the prompts as best as you can— there are no right or wrong answers (only unsubstantiated and underdeveloped ones!). There are two types of RJs:

RJ BB (Blackboard) due on Mondays by 1:30 pm and to be posted on Blackboard; RJ BBs also include responding to one of your classmates' posts.

RJ TK (Talk) due orally during class on Monday or Wednesday; to account for your participation on these weeks, you should sign the RJ TK Participation Tracker sheet by the end of class.

Participating during class regardless of RJ TKs also ensures the class is dynamic. *Ongoing, poor class participation* when RJ TKs are due will result in requiring all RJs be posted to Blackboard. *140 points/ 7 RJs= 20 points each*

Please note that while assignments will be submitted electronically to Blackboard, I will also request a print copy of some CEs to ease physical discomforts associated with the use of the computer screen and keyboard. I ask for your understanding. In turn, I know printing credits are limited (more importantly, our tree population is being decimated), so I will limit this request as much as possible. There will be a combination of icons— —at the bottom of CEs to notify you of this requirement.

Quality: While this is a writing class where creative pieces are produced, and credit is given for turning assignments on time, (unjustified) poor grammar, evident lack of effort, and/or failure to follow guidelines will affect your grade.

Netiquette: Your conduct during class should always be respectful and professional towards your instructor and classmates alike. For that reason, a professional tone should extend to *all* the writing you do for this class (posts and emails included). Therefore, please consider the template below when addressing me or your classmates through email or Blackboard, and don't forget to include a subject when writing an email.

Hello or Dear [name of recipient; address me as Alessandra, Professor/Ms. Narváez Varela],

Write the content of your email here. Make sure you proofread for proper spelling, grammar, and punctuation. Try to use formal, professional language.

Sincerely or Best [the sign off is up to you as long as you signal it is the end of your message],

Your name

For more suggestions to communicate successfully and professionally in an online setting, please go to Blackboard>Weeks>Week 1>Netiquette.

Workshop Etiquette: You should take the literary critic role seriously, as your classmates' poems and short stories are highly personal pieces that deserve your careful reading, time and respect. If these are observed, then the critique of your work should never be taken personally. I will keep an eye on overly negative, aggressive critique, which is quite a rare occurrence, so please enjoy sharing your work and receiving feedback.

Tech Etiquette: As a courtesy to your classmates and instructor, please refrain from using cell phones, tablets, laptops, etc. for recreational purposes while class is ongoing. Creative writing courses are taught in small classrooms, not in large auditoriums where non-academic use of technology goes unnoticed.

COVID-19 Precautions: Please stay home if you have been diagnosed with COVID-19 or are experiencing COVID-19 symptoms. If you are feeling unwell, please let me know as soon as possible, so that we can work on appropriate accommodations. If you have tested positive for COVID-19, you are encouraged to report your result to covidaction@utep.edu so that the Dean of Students Office can provide you with support and help with communication with your professors. The Student Health Center is equipped to provide COVID-19 testing.

| | |
|-----------------------|--|
| Mon 2/24 | Individual Conferences: 11 students Due by end of day on Bb CE 5 |
| Wed 2/26 | Individual Conferences: 10 students Due by end of day on Bb CE 5 |
| Fri 2/28 @ 5 pm on Bb | Poem for Small Group Poetry Workshop |

Week 7

Small Group Workshop (Poetry)

| | |
|---------------------------------------|--|
| Mon 3/3 | Small Group Workshop |
| Due by Wed 3/5 @ 1:30 pm on Bb | Feedback |
| Wed 3/5 | Read "Poetry in Action" (NY Times) "Shitty First Drafts" (Anne Lamott) "Murder Your Darlings" (Seth Fried) |

Spring Break: March 10-March 14

Week 8

Character + Setting

| | |
|--|---|
| Due by Mon 3/17 @ 1:30 pm on Bb | RJ5 BB |
| Mon 3/17 | Read "The Moths" (Helena Maria Viramontes) |
| Wed 3/19 | Read "The Flowers" (Alice Walker) "My Tocaya" (Sandra Cisneros) "Disappearing" (Monica Wood) "El Gordo" (Jaime Cortez) "Yaiza" (Brenda Peynado) "Don't Pass Me By" (Eric Gainsworth) |

Week 9

Time+ Unreliable Narrators + Structure

| | |
|--|---|
| Due by Mon 3/24 @ 1:30 pm on Bb | <ul style="list-style-type: none"> o CE 6 Part I o Extra Credit CE |
| Mon 3/24 | Read "The Currents" (Hannah Bottomy Voskuil) "Bigfoot Stole My Wife" (Ron Carlson) |
| Wed 3/26 | In-Class Writing |

Week 10

Point of View

| | |
|--------------------------|----------------|
| Due by Mon 3/31 @ | o CE 6 Part II |
|--------------------------|----------------|

| | |
|---------------------------------|--|
| Mon 4/28 | Small Group Workshop |
| Due by Wed 4/30 @ 1:30 pm on Bb | Feedback |
| Wed 4/30 | Discussion of Final Portfolio Requirements & Guidelines Read "And Furthermore, Part I: Door Shut, Door Open" (Stephen King) |

Week 15

Final Portfolio & Poetry Factory


| | |
|---------|---|
| Mon 5/5 | Class Review Activity (Bring your class notes!) Poetry Factory (Location/ Date TBA) |
|---------|---|

Week 16

Finals Week

| | |
|----------------------------|---|
| Due by Mon 5/12 @ midnight | <ul style="list-style-type: none">○ Final Portfolio○ Poetry Factory Video (individual) |
|----------------------------|---|

Congratulations!
You read this far 😊



For Syllabus Scavenger Quiz's Last Question due Mon 1/27 by start of class:



FIVE GOLDEN YOLKS!
@elyuuu

When you speak two languages but start losing vocabulary in both of them
Byelilingual